

ICPSR
Inter-university Consortium for
Political and Social Research

Current Population Survey, May 1980

U.S. Dept. of Commerce
Bureau of the Census

ICPSR 8137

This document was previously available in paper format only. It was converted to Portable Document Format (PDF), with no manual editing, on the date below as part of ICPSR's electronic document conversion project. The document may not be completely searchable. No additional updating of this collection has been performed (pagination, missing pages, etc.).

July 2001

ICPSR
Inter-university Consortium for
Political and Social Research

Current Population Survey, May 1980

U.S. Dept. of Commerce
Bureau of the Census

ICPSR 8137

Current Population Survey, May 1980

(ICPSR 8137)

Principal Investigator

U.S. Dept. of Commerce. Bureau of the Census

Inter-university Consortium for Political and Social Research
P.O. Box 1248
Ann Arbor, Michigan 48106

First ICPSR Edition, 1983

Acknowledgement of Assistance

All manuscripts utilizing data made available through the Consortium should acknowledge that fact as well as identify the original collector of the data. The ICPSR Council urges all users of the ICPSR Data facilities to follow some adaptation of this statement with the parentheses indicating items to be filled in appropriately or deleted by the individual user.

The data (and tabulations) utilized in this (publication) were made available (in part) by the Inter-university Consortium for Political and Social Research. The data for CURRENT POPULATION SURVEY, MAY 1980 were originally collected by U.S. Dept. of Labor, Bureau of Labor Statistics. Neither the collector of the original data nor the Consortium bear any responsibility for the analyses or interpretations presented here.

In order to provide funding agencies with essential information about the use of archival resources and to facilitate the exchange of information about ICPSR participants' research activities, each user of the ICPSR data facilities is expected to send two copies of each completed manuscript or thesis abstract to the Consortium. Please indicate in the cover letter which data were used.

U.S. Dept. of Commerce. Bureau of the Census;
CURRENT POPULATION SURVEY, MAY 1980 (ICPSR 8137)

All persons in civilian households in the U.S. comprise the universe for this data collection. Approximately 77,000 households were selected for the sample.

Data are provided on the employment status, occupation, and industry of persons 14 years old and over. Demographic characteristics are also included. Additional statistics show the start and start time for the job, number of days and hours worked per week, hourly or weekly earnings, premium pay, union membership status, and whether shiftwork and flextime schedules pertain.

Supplemental statistics are shown in this particular survey on dual jobholding. Data provided include the reason for working at a second job and the number of hours worked at this job the week prior to the survey.

The data file has 188,729 records, one for each person sampled, and each record has a logical record length of 480 characters. Class IV



CURRENT POPULATION SURVEY, MAY 1980

TAPE TECHNICAL DOCUMENTATION

8137

This file documentation consists of the following materials:

Attachment 1	Abstract
Attachment 2	Current Population Survey Non-March Record Layouts
Attachment 3	Current Population Survey Interview Record Layout
Attachment 4	Current Population Survey Noninterview Type A Record Layout
Attachment 5	Current Population Survey Noninterview Type B-C Record Layout
Attachment 6	Dual Job Supplement Record Layout
Attachment 7	Weighted and Unweighted Counts for the May 1980 Current Population Survey
Attachment 8	Questionnaire Facsimile-- May 1980
Attachment 9	Current Population Survey Children's Basic Record Layout

NOTE

Questions about the accompanying documentation should be directed to Data User Services Division, Data Access and Use Staff, Bureau of the Census, Washington, D.C. 20233. Phone: (301) 763-2074.

Questions about the tape should be directed to Data User Services Division, Customer Services (Tapes), Bureau of the Census, Washington, D.C. 20233. Phone: (301) 763-4100.

Questions about the subject matter should be directed to the Demographic Surveys Division, Bureau of the Census, Washington, D.C. 20233. Phone: (301) 763-2773.

ATTACHMENT 1

Abstract

Current Population Survey, May 1980
[machine-readable data file] / conducted
by the Bureau of the Census for the Bureau
of Labor Statistics. --Washington: Bureau
of the Census [producer and distributor],
1982.

TYPE OF FILE:

Microdata; unit of observation is individuals within housing units.

UNIVERSE:

The universe consists of all persons in the civilian noninstitutional population of the United States living in sampled housing units. The probability sample selected to represent the universe consists of approximately 77,000 households. Persons age 14 years and over have an adult record; children age 0 to 13 have a child record.

SUBJECT-MATTER DESCRIPTION:

Data are provided on labor force activity for the week prior to the survey. Comprehensive data are available on the employment status, occupation, and industry of persons 14 years old and over. Also shown are personal characteristics such as age, sex, race, marital status, veteran status, household relationship, years of school completed, and Spanish origin.

Additional statistics show time of day wage and salary workers start and end work, usual number of days and hours worked per week, usual hourly or weekly earnings, premium pay, and union membership status. The presence of shiftwork and flexitime schedules also are indicated.

For dual jobholders, data provided include the reason for working at a second job and the number of hours worked at this job the week prior to the survey.

GEOGRAPHIC COVERAGE:

All States and 44 SMSA's are identified and ranked by population size (1970). Central city/noncentral city indicators are provided for records in all identified SMSA's. For all other records, central city/noncentral city and nonSMSA indicators are provided except where suppression is required for confidentiality reasons.

TECHNICAL DESCRIPTION:

FILE STRUCTURE: Rectangular.

FILE SIZE: 188,729 logical records;
480 character logical record length.

FILE SORT SEQUENCE: State rank by SMSA rank by household
identification number by line number.

REFERENCE MATERIALS:

"Current Population Survey, May 1980 Tape Technical Documentation" (this document). Documentation contains this abstract, a questionnaire facsimile, and record layouts of the file. One copy accompanies each file order. When ordered separately, it is available for \$5 from Data User Services Division, Customer Services (Tapes), Bureau of the Census, Washington, D.C. 20233.

Bureau of the Census. The Current Population Survey: Design and Methodology (Technical Paper 40). Describes in detail the sample design and survey procedures used as well as accuracy of estimates and sampling errors. Available from Superintendent of Documents, U.S. Government Printing Office, Washington, D.C. 20402. GPO S/N 003-024-01490-4. \$5.50.



RELATED PRINTED REPORTS:

Bureau of Labor Statistics, Employment and Earnings, June 1980. The employment information in Section A of this publication is derived from the Current Population Survey, May 1980. Available from Superintendent of Documents, U.S. Government Printing Office, Washington, D.C. 20402. \$3.75.

FILE AVAILABILITY:

The file may be ordered from Data User Services Division using the Customer Services order form on the following page. When ordering, please refer to file number CU CPS 80 005. The file is available on 3 reels of tape at 1600 bpi for \$420 or on 1 reel at 6250 bpi for \$140.

Customer Services (Microfiche, Tapes and Maps)	Name		RETURN TO: Data User Services Division Customer Services Bureau of the Census Washington, D.C. 20233 Phone: 301/783-4100		Date	
	Organization				CHECK ONE	
	Address				<input type="checkbox"/> Enclosed is check or money order, payable to "Commerce-Census"	
	City, State, ZIP				<input type="checkbox"/> Charge to Census Bureau Deposit Account No. <u>9</u>	
	Telephone					
Name of Data File, Documentation* Map (Series and Area)		Order No.	No of Reels	No. of Map Sheets	No. of Document copies	Cost
*One copy of the Technical Documentation is sent at no extra charge With tape orders; additional copies are \$5.00 each.					TOTAL \$	
Characteristics of Tape (Check One):			Labeling (Check One):			
<input type="checkbox"/> 9 track, 1600 bpi, EBCDIC			<input type="checkbox"/> Standard			
<input type="checkbox"/> 9 track, 1600 bpi, ASCII			<input type="checkbox"/> Unlabeled			
<input type="checkbox"/> 9 track, 6250 bpi, EBCDIC						
<input type="checkbox"/> 9 track, 6250 bpi, ASCII						
Other characteristics are available by special arrangement.						

GPO Order Form	Mail To: Superintendent of Documents, U.S. Government Printing Office, Washington, D.C. 20402					
	Name		Credit Card Orders			
	Organization		Total charges \$ _____ Fill in the boxes below.			
	Address		Credit Card No.		<input type="checkbox"/>  <input type="checkbox"/> 	
	City, State, ZIP		Expiration Date			
	Month/Year		<input type="checkbox"/> <input type="checkbox"/> <input type="checkbox"/> <input type="checkbox"/>			
GPO Catalog No. or Stock No.	Quantity Desired	Title of Publication	Amount	Date		
				CUSTOMER: Make check or money order payable to Superintendent of Documents.		
				If to be charged to Supt. of Docs. account, indicate Deposit Account No.		

				TOTAL \$		

ATTACHMENT 2

Current Population Survey Non-March Record Layouts

Attached are record layouts for the May 1980 Current Population Survey. Record layouts illustrating basic data collected each month comprise Attachment 3 for interviewed households, Attachment 4 for noninterviewed Type A households, and Attachment 5 for noninterviewed Type B or C households. (See items 14 and 15 on questionnaire for examples of each type.) Next follows the record layouts for children and supplemental data collected.

In the record layout, location of data is indicated by character position within a word. Each word signifies six character positions on the tape. To determine the location of specific data, calculate the number of positions allocated for all previous words; then, to that figure, add the character location (1-6) specified within the designated word. For example, data for major activity last week (Attachment 3, page 12) corresponds to word 9, character 1. Multiplying the number of previous words by the number of character positions per word equals 48 positions allocated for data. Thus, the first character of word 9 is located in position 49.

8	Number of previous words
x 6	Number of character positions per word
48	Number of positions allocated for data
+ 1	Character position within designated word
49	Location of data for word 9, character 1

To determine the location of data reflecting the reason a respondent works less than 35 hours a week (word 9, characters 5-6), repeat the above calculations except substitute a "5" (noting character position within word) in place of the "1". Calculations show that this item occupies character positions 53 and 54.

Record layouts are similar for both interviewed and noninterviewed households. Geographic data are provided for both types of records, but employment figures are furnished only for interviewed households. For noninterviewed households, these corresponding character positions are blank or padded. However, in character positions 37 and 38, interview records show data for item 20, whether the household member worked last week, and range of hours worked; noninterview Type A records show race of head and reason for noninterview; noninterview Types B and C records show reason for noninterview.

ATTACHMENT 3

CURRENT POPULATION SURVEY INTERVIEW RECORD LAYOUT

(Beginning January, 1979)

Attachment A

Page i

Word	Char.	Characteristic	Universe	Description	
1.	1	Record type	All	Interview	1
	2	Month in Sample (Recoded from Month and Rotation)	All		1-8
	3	Blank			
	4-6	Household ID Number	All		
2	1-6				
3	1-3				
	4	Region (From M.S.T.)	All	Northeast North Central South West	1 2 3 4

-more-

Word	Char.	Characteristic	Universe	Description
3	5	Division (From M.S.T.)	All	New England 1 } Middle Atlantic 2 } Region 1 East North Central 3 } West North Central 4 } Region 2 South Atlantic 5 } East South Central 6 } Region 3 West South Central 7 } Mountain 8 } Pacific 9 } Region 4
	5-6	State (1st digit of State Code is Division Code) (From M.S.T.)	All	<u>New England Division</u> Maine 11 New Hampshire 12 Vermont 13 Massachusetts 14 Rhode Island 15 Connecticut 16 <u>Middle Atlantic Division</u> New York 21 New Jersey 22 Pennsylvania 23

-more-

Word	Char.	Characteristic	Universe	Description
3	5-6	State (1st digit of State Code is Division Code) (From M.S.T.) (Con't)	All	
				<u>East North Central Division</u>
				Ohio 31
				Indiana 32
				Illinois 33
				Michigan 34
				Wisconsin 35
				<u>West North Central Division</u>
				Minnesota 41
				Iowa 42
				Missouri 43
				North Dakota 44
				South Dakota 45
				Nebraska 46
				Kansas 47
				<u>South Atlantic Division</u>
				Delaware 51
				Maryland 52
				District of Columbia 53
				Virginia 54
				West Virginia 55
				North Carolina 56
				South Carolina 57
				Georgia 58
				Florida 59
				<u>East South Central Division</u>
				Kentucky 61
				Tennessee 62
				Alabama 63
				Mississippi 64

-more-

Word	Char.	Characteristic	Universe	Description
3	5-6	State (1st digit of State Code is Division Code) (From M.S.T.) (Con't)	All	<u>West South Central Division</u> Arkansas 71 Louisiana 72 Oklahoma 73 Texas 74 <u>Mountain Division</u> Montana 81 Idaho 82 Wyoming 83 Colorado 84 New Mexico 85 Arizona 86 Utah 87 Nevada 88 <u>Pacific Division</u> Washington 91 Oregon 92 California 93 Alaska 94 Hawaii 95

-more-

Word	Char.	Characteristic	Universe	Description																																																														
4	1-2	State Rankings (From M.S.T.)	All	<table border="0"> <thead> <tr> <th><u>Beginning Jan. '73:</u></th> <th><u>1970 Ranking</u></th> </tr> </thead> <tbody> <tr><td>California</td><td>01</td></tr> <tr><td>New York</td><td>02</td></tr> <tr><td>Pennsylvania</td><td>03</td></tr> <tr><td>Texas</td><td>04</td></tr> <tr><td>Illinois</td><td>05</td></tr> <tr><td>Ohio</td><td>06</td></tr> <tr><td>Michigan</td><td>07</td></tr> <tr><td>New Jersey</td><td>08</td></tr> <tr><td>Florida</td><td>09</td></tr> <tr><td>Massachusetts</td><td>10</td></tr> <tr><td>Indiana</td><td>11</td></tr> <tr><td>North Carolina</td><td>12</td></tr> <tr><td>Missouri</td><td>13</td></tr> <tr><td>Virginia</td><td>14</td></tr> <tr><td>Georgia</td><td>15</td></tr> <tr><td>Wisconsin</td><td>16</td></tr> <tr><td>Tennessee</td><td>17</td></tr> <tr><td>Maryland</td><td>18</td></tr> <tr><td>Minnesota</td><td>19</td></tr> <tr><td>Louisiana</td><td>20</td></tr> <tr><td>Alabama</td><td>21</td></tr> <tr><td>Washington</td><td>22</td></tr> <tr><td>Kentucky</td><td>23</td></tr> <tr><td>Connecticut</td><td>24</td></tr> <tr><td>Iowa</td><td>25</td></tr> <tr><td>South Carolina</td><td>26</td></tr> <tr><td>Oklahoma</td><td>27</td></tr> <tr><td>Kansas</td><td>28</td></tr> <tr><td>Mississippi</td><td>29</td></tr> <tr><td>Colorado</td><td>30</td></tr> </tbody> </table>	<u>Beginning Jan. '73:</u>	<u>1970 Ranking</u>	California	01	New York	02	Pennsylvania	03	Texas	04	Illinois	05	Ohio	06	Michigan	07	New Jersey	08	Florida	09	Massachusetts	10	Indiana	11	North Carolina	12	Missouri	13	Virginia	14	Georgia	15	Wisconsin	16	Tennessee	17	Maryland	18	Minnesota	19	Louisiana	20	Alabama	21	Washington	22	Kentucky	23	Connecticut	24	Iowa	25	South Carolina	26	Oklahoma	27	Kansas	28	Mississippi	29	Colorado	30
<u>Beginning Jan. '73:</u>	<u>1970 Ranking</u>																																																																	
California	01																																																																	
New York	02																																																																	
Pennsylvania	03																																																																	
Texas	04																																																																	
Illinois	05																																																																	
Ohio	06																																																																	
Michigan	07																																																																	
New Jersey	08																																																																	
Florida	09																																																																	
Massachusetts	10																																																																	
Indiana	11																																																																	
North Carolina	12																																																																	
Missouri	13																																																																	
Virginia	14																																																																	
Georgia	15																																																																	
Wisconsin	16																																																																	
Tennessee	17																																																																	
Maryland	18																																																																	
Minnesota	19																																																																	
Louisiana	20																																																																	
Alabama	21																																																																	
Washington	22																																																																	
Kentucky	23																																																																	
Connecticut	24																																																																	
Iowa	25																																																																	
South Carolina	26																																																																	
Oklahoma	27																																																																	
Kansas	28																																																																	
Mississippi	29																																																																	
Colorado	30																																																																	

Word	Char.	Characteristic	Universe	Description	
4	1-2	State Rankings (Con't) (From M.S.T.)	All	Oregon	31
				Arkansas	32
				Arizona	33
				West Virginia	34
				Nebraska	35
				Utah	36
				New Mexico	37
				Maine	38
				Rhode Island	39
				Hawaii	40
				District of Columbia	41
				New Hampshire	42
				Idaho	43
				Montana	44
				South Dakota	45
				North Dakota	46
				Delaware	47
				Nevada	48
				Vermont	49
				Wyoming	50
				Alaska	51

-more-

Word	Char.	Characteristic	Universe	Description
4	3-4	SMSA Rankings (From M.S.T.)	SMSA's	<p><u>Beginning Jan. '73:</u> <u>1970 Ranking</u></p> <p>Not an SMSA and all other SMSA's 00</p> <p>New York, N.Y. 01</p> <p>Los Angeles-Long Beach, Calif. 02</p> <p>Chicago, Ill. 03</p> <p>Philadelphia, Pa. 04</p> <p>Detroit, Mich. 05</p> <p>San Francisco-Oakland, Calif. 06</p> <p>Washington, D.C.-Md.-Va. 07</p> <p>Boston, Mass. 08</p> <p>Nassau-Suffolk, N.Y. 09</p> <p>Pittsburgh, Pa. 10</p> <p>St. Louis, Mo.-Ill. 11</p> <p>Baltimore, Md. 12</p> <p>Cleveland, Ohio 13</p> <p>Houston, Texas 14</p> <p>Newark, N.J. 15</p> <p>Minneapolis-St. Paul, Minn. 16</p> <p>Dallas, Texas 17</p> <p>Seattle-Everett, Wash. 18</p> <p>Anaheim-Santa Ana- Garden Grove, Calif. 19</p> <p>Milwaukee, Wis. 20</p> <p>Atlanta, Ga. 21</p> <p>Cincinnati, Ohio 22</p> <p>Paterson-Clifton-Passaic, N.J. 23</p> <p>San Diego, Calif. 24</p> <p>Buffalo, N.Y. 25</p> <p>Miami, Fla. 26</p> <p>Kansas City, Mo.-Kan. 27</p> <p>Denver, Colo. 28</p> <p>San Bernardino-Riverside- Ontario, Calif. 29</p>

Word	Char.	Characteristic	Universe	Description	
4	3-4	SMSA Rankings (Con't) (From M.S.T.)	SMSA's	Indianapolis, Ind.	30
				San Jose, Calif.	31
				New Orleans, La.	32
				Tampa-St. Petersburg, Fla.	33
				Portland, Ore.-Wash.	34
				Columbus, Ohio	36
				Rochester, N.Y.	38
				Sacramento, Calif.	42
				Fort Worth, Texas	44
				Birmingham, Ala.	45
				Albany-Schenectady-Troy, N.Y.	46
				Norfolk-Portsmouth, Va.	48
				Akron, Ohio	49
				Gary-Hammond-East Chicago, Ind.	53
				Greensboro-Winston-Salem- High Point, N.C.	57
5		<u>Item 1</u> - INTERVIEWER CHECK ITEM	All	Blank or Impossible	-
				Only CPS-1 for household	1
				First CPS-1 of cont. household	2
				Second CPS-1 of cont. household	3
				Third, fourth, etc. CPS-1	4
6		Blank			

Word	Char.	Characteristic	Universe	Description	
			All		
5	1-3	Blank			
	4-6	<u>Item 10</u> - INTERVIEWER CODE	All	Blank or Impossible in any digit	-NA, or 001-199 (Excluding I--)
6	1	<u>Item 12</u> - LINE NO. H'HLD RESP.	All	Blank or Impossible	-
				Non H'hld Resp.	1-6 7
	2	<u>Item 13</u> - TYPE INTERVIEW	All	Blank	-
				Noninterview	1
				Personal	2
				Tel. - Regular	3
				Tel. - Callback	4
				ICR Filled	5
	3-4	<u>Item 11</u> - DATE COMPLETED	All	Day of Month	-- or 10-29
	5-6	PADDING			

-more-

Word	Char.	Characteristic	Universe	Description	
7	1	<u>Item 20</u> - Did...do any work at all LAST WEEK?	All	Blank or Impossible	-
				Yes	1
			No	2	
	2	<u>Item 20B</u> - INTERVIEWER CHECK	All	Blank or Impossible	-
				49+ hours	1
				1-34 hours	2
35-48 hours				3	
3	<u>Item 21</u> - Did...have a job or business from which he was temporarily absent or on layoff LAST WEEK?	All	Blank or Impossible	-	
			Yes	1	
			No	2	
4	<u>Item 22</u> - Has...been looking for work during the past 4 weeks?	All	Blank or Impossible	-	
			Yes	1	
			No	2	
5	<u>Item 24</u> - INTERVIEWER CHECK ITEM	All	Blank or Impossible	-	
			Unit is in continuing rotation	1	
			Unit is in departing rotation	2	
6		Blank			

-more-

Word	Char.	Characteristic	Universe	Description	
8	1	Land Usage (Recode) (Edited using Urban/Rural Code from M.S.T. and CPS-1 Document <u>Items 5a.</u> and <u>5b</u> -new in Feb. 76) <u>Recode reflects "old" Farm Definition.</u>	All	Nonfarm	1
				Farm \geq 10 acres	2
				Farm \leq 10 acres	3
	2-3	<u>Item 4 - TYPE OF LIVING QUARTERS (Recode)</u>	All	<u>Housing Unit</u>	
				House, apt., flat	01
				HU in nontransient hotel, etc.	02
				HU, permanent, in trans. hotel, motel, etc.	03
				HU in rooming house	04
				Mobile home or Trailer	05
				HU not specified above	06
				<u>Other Unit</u>	
				Qtrs. not HU in rooming or boarding house	07
				Unit not permanent in trans. hotel, motel, etc.	08
				Tent or trailer site	09
				Other not HU	10
4		'New' Farm Definition (Recode) Effective February 1976. (Edited using Urban/Rural Code from M.S.T. and CPS-1 Document <u>Items 5a.</u> and <u>5b.</u>)	All	Nonfarm	1
				Farm \geq 10 acres	2
				Farm \leq 10 acres	3

Word	Char.	Characteristic	Universe	Description	
8	5	Blank			
	6	<u>Item 9</u> - HOUSEHOLD NUMBER	All		1-8
9	1	<u>Item 19</u> (Recode) - What was...doing most of LAST WEEK (Major Activity)?	All	Working With a job Looking House School Unable Other (Incl. Retired)	1 2 3 4 5 6 7
	2-3	<u>Item 20A</u> - How many hours did...work LAST WEEK at all jobs?	ESR 1	Number of Hours	01-99
	4	<u>Item 20C</u> - Does...USUALLY work 35 hours or more a week at this job?	ESR 1 & Item 20A less than 35 hours	Yes No	1 2
	5-6	<u>Item 20C</u> - Reason less than 35 hours a week (Recoded)	ESR 1 & Item 20A less than 35 hours	Slack work Material shortage Plant or machine repair New job started during week Job terminated during week Could find only part-time work Holiday (Legal or Religious) Labor dispute Bad weather Own illness On vacation Too busy with house, school, etc. Did not want full-time work Full-time work week under 35 hours Other reason	01 02 03 04 05 06 07 08 09 10 11 12 13 14 15

Word	Char.	Characteristic	Universe	Description			
10	1	<u>Item 21A</u> - Why was...absent from work LAST WEEK?	ESR 2	Own illness	1		
				On vacation	2		
				Bad weather	3		
				Labor dispute	4		
			ESR 3	New job to begin within 30 days	5		
				Temporary layoff (under 30 days)	6		
				Indefinite layoff (30 days or more or no definite recall date)	7		
			ESR 2	Other	8		
			2	<u>Item 21B</u> - Is...getting wages or salary for any of the time off LAST WEEK?	ESR 2	Yes	1
						No	2
Self employed	3						
3	<u>Item 21C</u> - Does...usually work 35 hours or more a week at this job?	ESR 2	Yes	1			
			No	2			
		<u>Item 22A</u> - What has...been doing in the last 4 weeks to find work?					
		Methods used - through word 11:4. Multiple entries are possible.					
4		Checked with public employment agency.	ESR 3	Blank Entry	- 1		
5		Checked with private employment agency.	ESR 3	Blank Entry	- 1		

-more-

Word	Char.	Characteristic	Universe	Description	
<u>Item 22A - Methods (Con't)</u>					
10	6	Checked with employer directly.	ESR 3	Blank Entry	- 1
11	1	Checked with friends or relatives.	ESR 3	Blank Entry	- 1
	2	Placed or answered ads.	ESR 3	Blank Entry	- 1
	3	Nothing	ESR 4-7	Blank Entry	- 1
	4	Other	ESR 3	Blank Entry	- 1
	5	<u>Item 22B</u> - Why did...start looking for work?	ESR 3 Except Layoff in Item 21A, codes 6 & 7	Lost job Quit job Left school Wanted temporary work Other	1 2 3 4 5
12	6 1 2	<u>Item 22C</u> - Weeks unemployed (New Job starting in 30 days, weeks laid off, or weeks looking for work)	ESR 3	Number of Weeks	00-99
		<u>Item 22D</u> - Has...been looking for full-time or part-time work?	ESR 3	Full Part	1 2

-more-

Word	Char.	Characteristic	Universe	Description		
12	3	<u>Item 22E</u> - Digit 1 - Is there any reason why...could not take a job LAST WEEK?	ESR 3	Yes	1	
				No	2	
4	4	<u>Item 22E</u> - Digit 2 - Is there any reason why...could not take a job LAST WEEK?	ESR 3 & } Yes in } Digit 1 }	Already had a job	1	
				Temporary illness	2	
			ESR 4-7	{ Going to school	3	
			{ Other	4		
5	5	<u>Item 22F</u> - When did...last work at a full-time job or business lasting 2 consecutive weeks or more? (Recode as of April 1977)	ESR 3	Re-entrants	{ In Last 5 years	1
				to Labor Force		Before Last 5 years
			New entrants	{ Never worked full-time 2	3	
						to Labor Force
	Never worked at all	4				
6	6	<u>Item 24A</u> - When did...last work for pay at a regular job or business, either full- or part-time?	ESR 4-7 and Month in Sample is 4 or 8. (Departing rotations)	Within past 12 months	1	
				1 up to 2 years ago	2	
				2 up to 3 years ago	3	
				3 up to 4 years ago	4	
				4 up to 5 years ago	5	
				5 or more years ago	6	
				Never worked	7	

-more-

Word	Char.	Characteristic	Universe	Description	
13	1	<u>Item 24B</u> - Why did...leave that job?	ESR 4-7 and 1-5 in Item 24A	Personal, family or school Health Retirement or old age Seasonal job completed Slack work or business conditions Temporary nonseasonal job completed Unsatisfactory work arrangements Other	1 2 3 4 5 6 7 8
	2	<u>Item 24C</u> - Does...want a regular job now, either full- or part-time?	ESR 4-7 and Month in Sample is 4 or 8 (Departing rotations)	Yes Maybe, it depends No Don't Know	1 2 3 4
		<u>Item 24D</u> - What are the reasons...is not looking for work?			
		Reasons through 15:1. Multiple entries possible.			
	3	<u>Believes no work</u> available in line of work or area	Item 24C is 1 or 2.	Blank Entry	- 1
	4	<u>Couldn't find</u> any work	Item 24C is 1 or 2	Blank Entry	- 1
	5	<u>Lacks necessary schooling,</u> training, skills or experience	Item 24C is 1 or 2	Blank Entry	- 1
	6	Employers think <u>too young</u> or <u>too old</u>	Item 24C is 1 or 2	Blank Entry	- 1

Word	Char.	Characteristic	Universe	Description	
<u>Item 24D - Reasons (Con't)</u>					
14	1	Other <u>personal handicap</u> in finding job	Item 24C is 1 or 2	Blank Entry	- 1
	2	Can't arrange <u>child care</u>	Item 24C is 1 or 2	Blank Entry	- 1
	3	<u>Family responsibilities</u>	Item 24C is 1 or 2	Blank Entry	- 1
	4	<u>In school</u> or other training	Item 24C is 1 or 2	Blank Entry	- 1
	5	<u>Ill health, physical disability</u>	Item 24C is 1 or 2	Blank Entry	- 1
	6	Other	Item 24C is 1 or 2	Blank Entry	- 1
15	1	Don't Know	Item 24C is 1 or 2	Blank Entry	- 1
	2	<u>Item 24E - Does...intend to look for work of any kind in the next 12 months?</u>	ESR 4-7 and Month in Sample is 4 or 8 (Departing rotations)	Yes It depends No Don't Know	1 2 3 4

-more-

Word	Char.	Characteristic	Universe	Description	
15	3	<u>Item 23E</u> - Class of worker (Edited and Recoded)	a) ESR 1 or 2 b) ESR 3 c) ESR 4-7, Month in Sample is 4 or 8 & Item 24A is 1-5.	Private Government Self employed Without pay Never worked or Full-Time	1 2 3 4 5
	4-6	<u>Item 23B</u> - INDUSTRY	Same as Item 23E (Excluding Never worked)		017-937
		Reference for Industry and Occupation: 1970 Census of Population - INDEX of Industries and Occupations.			
16	1-3	<u>Item 23C</u> - OCCUPATION	Same as Item 23E (Excluding Never worked)		001-984
	4-5	<u>Item 18A</u> - LINE NUMBER (Item 25 prior to January 1979)	All		01-39
	6	<u>Item 18B</u> - RELATIONSHIP TO HEAD OF HOUSEHOLD (Item 26 prior to January 1979) (Recode from Relationship To Reference Person - As of October 1978)	All	Head with other relatives (incl. wife) in household Head with no other relatives in household Wife of head Other relative of head Nonrelative of head with own relatives (incl. wife) in household Nonrelative of head with no own relatives in household	1 2 3 4 5 6

Word	Char.	Characteristic	Universe	Description	
17	1-2	<u>Item 18C</u> - AGE (Item 27 prior to January 1979)	All		14-99
	3	<u>Item 18D</u> - MARITAL STATUS (Item 28 prior to January 1979) (Recode - As of January 1979)	All	Married, civilian spouse present Married, Armed Force spouse present Married, spouse absent (incl. separated) Widowed or divorced Never Married	1 2 3 4 5
	4	<u>Item 18H</u> - RACE (Item 29 prior to January 1979) (Recode - As of January 1979)	All	White Negro Other	1 2 3
	5	<u>Item 18E</u> - SEX (Item 30 prior to January 1979)	All	Male Female	1 2
	6	<u>Item 18E</u> - VETERAN STATUS (Item 30 prior to January 1979)	Males	Vietnam Era Korean War World War II World War I Other Service Nonveteran	1 2 3 4 5 6

-more-

Word	Char.	Characteristic	Universe	Description	
18	1-2	<u>Item 18E</u> - HIGHEST GRADE (OF SCHOOL) ATTENDED (Item 31 prior to January 1979)	All	None	01
				E1	02
				E2	03
				E3	04
				E4	05
				E5	06
				E6	07
				E7	08
				E8	09
				H1	10
				H2	11
				H3	12
				H4	13
				C1	14
				C2	15
				C3	16
				C4	17
				C5	18
				C6+	19
	3	<u>Item 18G</u> - GRADE COMPLETED (Item 32 prior to January 1979)	All	Yes	1
				No	2
	4	PADDING			
	5	Blank			
	6	PADDING			

-more-

Word	Char.	Characteristic	Universe	Description			
19.	1	ESR - Employment Status Recode (Last Week)	All	Employed	Working	1	
					With job, not at work	2	
				Unemployed	Looking	3	
					Not in Labor Force	House	4
						School	5
				Unable		6	
				Other (Includes Retired)	7		
	2	PADDING					
	3	Indicator for principal person of household	All	No	0		
				Yes	1		
	4-6	Document Count (Within Work Unit)	All		001-999		
20	1-3	Work Unit Number (From Breaker Sheet)	All	If Breaker was missing	001 or $\Delta\Delta 1-999$		
					<u>9</u> Assigned		
	4-5	Month	All		01-12		
	6	Year - Last Digit	All		0-9		
21 & 22	All	Final Weight	All	Two Understood Decimal Places. (Right justified, space fill -01)			

-more-

Attachme A

Word	Char.	Characteristic	Universe	Description
23	All	PADDING		

Word	Char.	Characteristic	Universe	Description
24	1	PADDING		
	2-3	PADDING		
	4-6	JRCERR	All	No. of errors charged to Enumerator 000-999
25	1-2	Blank		
	3	PADDING		
	4-6	Blank		
26	1	SMSA Status Code	All	SMSA 1 Non SMSA 2 Not Identifiable 3
	2	Central City Status Code	All	Central City 1 Balance of SMSA 2 Non SMSA 3 Not Identifiable 4
	3	Blank		
	4	SMSA Size (From M.S.T. - reflecting 1970 Census Pcpulation)	All	3 million+ 1 1 million-2,999,999 2 Not Identifiable Blank

Word	Char.	Characteristic	Universe	Description	
26	5	<u>Item 18I</u> - ETHNICITY (Item 33 prior to January 1979)	All	Mexican American	1
				Chicano	2
				Mexican (Mexicano)	3
				Puerto Rican	4
				Cuban	5
				Central or South American	6
				Other Spanish	7
				All other	8
				Don't know	9
				NA	A
	6	PADDING			
27	1-2	Weighting Age Recode	All	14-15 Years old	01
				16-17	02
				18-19	03
				20-21	04
				22-24	05
				25-29	06
				30-34	07
				35-39	08
				40-44	09
				45-49	10
				50-54	11
				55-59	12
				60-61	13
				62-64	14
				65-69	15
				70-74	16
				75+	17

-more-

Word	Char.	Characteristic	Universe	Description	
27	3	Blank			
	4	RACE Recode	All	White	1
				Other	2
	5	Blank			
	6	Blank			
28	1	Part time status	All	P.T. for Econ. reason	5
				Vol. Part time workers	6
				All other	0

-more-

Word	Char.	Characteristic	Universe	Description	
28	2	Race-Sex Recode	All	Male white	1
				Female white	2
				Male other	3
				Female other	4
	3	Agri. Wage and Salary	All	Not in Universe	0
				In Universe	1
	4	Labor Force status	All	Civilian Labor Force	3
				Not in Labor Force	4
	5	Full time or Part time status	All	Not in Labor Force	0
				Employed full time	1
				Part time for economic reasons	2
				Unemployed full time	3
Employed part time				4	
Unemployed part time				5	
6	Experienced Labor Force Employment Status	All	Not in experienced Labor Force	0	
			Employed	1	
			Unemployed	2	
29	1	Household relationship	All	Male head, living with relatives	1
				Male head, living without relatives	2
				Male relative of head	3
				Male nonrelative of head	4
				Female head, living with relatives	5
				Female head, living without relatives	6
				Wife of head	7
				Female relative of head	8
				Female nonrelative of head	9

Word	Char.	Characteristic	Universe	Description	
29	2	Employed Class of Worker	All	Not Employed	0
				Private	1
				Government	2
				Self-employed	3
				Unpaid family	4
	3	Major Occupation W & S Group (II)	Wage & Salary	Agri., Pri. Hhld & Never Worked	0
				Professional, technical, & kindred workers	1
				Managers & administrators, except farm	2
				Sales Workers	3
				Clerical & kindred workers	4
				Craftsmen & kindred workers	5
				Operatives, except transport	6
				Transport Equipment operatives	7
				Nonfarm Laborers	8
				Service workers, except private household	9
	4	Labor Force by time worked or lost	All	Not in Labor Force	0
				At work	1
				With job, not at work	2
				Unemployed, seeking full time	3
				Unemployed, seeking part time	4
	5	Duration of unemployment	All	Not Unemployed	0
				Less than 5 weeks	1
				5 and 6 weeks	2
				7 to 10 weeks	3
				11 to 14 weeks	4
				15 to 26 weeks	5
				27 to 39 weeks	6
				40 to 51 weeks	7
				52 weeks and over	8

-more-

Attachment A

Word	Char.	Characteristic	Universe	Description	
29	6	Civilian Labor Force	All	Not in Universe	0
				In Universe	1
30	1	Unemployed	All	Not in Universe	0
				In Universe	1
	2	Unemployed 15 weeks, or more	All	Not in Universe	0
				In Universe	1
	3	Other NILF	All	Not in Universe	0
				In Universe	1
	4	Full Time Labor Force	All	Not in Universe	0
				In Universe	1
	5	Looking for full time work	All	Not in Universe	0
				In Universe	1
	6	Wage and salary worker	All	Not in Universe	0
				In Universe	1
31	1	Employed persons	All	Not in Universe	0
				In Universe	1
	2	Employed persons (Excluding farm worker & Private H'hld Workers)	All	Not in Universe	0
				In Universe	1
	3	Experienced Labor Force	All	Not in Universe	0
				In Universe	1
	4	Full time experienced Labor Force	All	Not in Universe	0
				In Universe	1

Word	Char.	Characteristic	Universe	Description	
31	5	Full time employed and economic part time	All	Not in Universe	0
				In Universe	1
	6	Non-agriculture industries	All	Not in Universe	0
				In Universe	1
32	1	Non-agriculture wage and salary worker	All	Not in Universe	0
				In Universe	1
	2	Agriculture	All	Not in Universe	0
				In Universe	1
	3	White collar workers	All	Not in Universe	0
				In Universe	1
	4	Blue collar workers	All	Not in Universe	0
				In Universe	1
	5	Manufacturing wage and salary	All	Not in Universe	0
				In Universe	1
	6	Private wage and salary	All	Not in Universe	0
				In Universe	1
33	1	Part time for noneconomic reasons	All	Not in Universe	0
				In Universe	1
	2	Persons seeking full time work (W & S)	All	Not in Universe	0
				In Universe	1
	3	Unemployed with no previous work experience	All	Not in Universe	0
				In Universe	1

-more-

Word	Char.	Characteristic	Universe	Description				
33	4	Full time Labor Force Recode	All	Not in Universe	0			
				Employed Full Time	3			
				Looking for Full Time Work	4			
	5	Program Signal	All		0			
	6	Program Signal	All		1			
34	1-2	Age 1	All	14-15	00			
				16-17	01			
				18-19	02			
				20-24	03			
				25-34	04			
				35-44	05			
				45-54	06			
				55-59	07			
				60-64	08			
				65+	09			
				3-4	Age 1A (16-21 years)	All	Not 16-21	00
							16-21 Yrs. School	10
							16-21 Yrs. Other	11
5-6	Age 2	All	Less than 25 years	00				
			25-29	01				
			30-34	02				
			35-39	03				
			40-44	04				
			45-49	05				
			50-54	06				
			55-59	07				
			60-61	08				
			62-64	09				
			65-69	10				
			70+	11				

Word	Char.	Characteristic	Universe	Description			
				Major Activity		Other	
				Age	School	MALE or FEM. MSP	FEM Not MSP
35	1-2	Major Activity Ages 16-24	All				
				16	1	10	19
				17	2	11	20
				18	3	12	21
				19	4	13	22
				20	5	14	23
				21	6	15	24
				22	7	16	25
				23	8	17	26
				24	9	18	27
				All Others			00
	3-4	Age 4	All	Less than 55 years			00
				55 years			01
				56	"		02
				57	"		03
				58	"		04
				59	"		05
				60	"		06
				61	"		07
				62	"		08
				63	"		09
				64	"		10
				65	"		11
				66	"		12
				67	"		13
				68	"		14
				69	"		15
				70	"		16
				71	"		17
				72	"		18
				73	"		19
				74	"		20
				75+	"		21

-more-

Word	Char.	Characteristic	Universe	Description								
35	5-6	Employed status (civilian noninstitutional population)	All	Employed in Agriculture	01							
				Employed in Nonagriculture	02							
				Unemployed	03							
				NIIF								
				House	04							
				School	05							
				Unable	06							
				Other								
				Unpaid family worker (1-14 hours,) Agriculture	07							
				Unpaid family worker (1-14 hours,) Nonagriculture	08							
				Farm residents	09							
Nonfarm residents	10											
36	1-2	Marital status by Age 1	All	<u>Age</u>	<u>Single</u>	<u>MSP</u>	<u>MSA</u>	<u>WID/DIV</u>				
				17-17	01	12	23	34				
				18-19	02	13	24	35				
				20-24	03	14	25	36				
				25-34	04	15	26	37				
				35-44	05	16	27	38				
				45-54	06	17	28	39				
				55-59	07	18	29	40				
				60-64	08	19	30	41				
				65+	09	20	31	42				
				Less than 16 years old - 00								
				3-4		Marital status by activity Age 1A	All	<u>Activity</u>	<u>Single</u>	<u>MSP</u>	<u>MSA</u>	<u>WID/DIV</u>
								School	10	21	32	43
								Other	11	22	33	44
Not 16-21 years old - 00												

Word	Char.	Characteristic	Universe	Description	
36	5-6	Major Industry (II)	Civ. Labor Force	Never Worked	00
				Agriculture	01
				Mining	02
				Construction	03
				Manufacturing	
				Durable goods	04
				Nondurable goods	05
				Transportation and public utilities	
				Railroads and railway express	06
				Other transportation	07
				Other utilities	08
				Wholesale and retail trade	
				Wholesale trade	09
				Retail trade	10
				Finance, insurance, and real estate	11
				Private household service	12
				Miscellaneous service	
				Business and repair	13
				Personal, except private household	14
				Entertainment and recreation	15
				Medical, except hospitals	16
				Hospitals	17
				Welfare and religious	18
				Education	19
				Other professional services	20
				Forestry and fisheries	21
				Public administration	22

Word	Char.	Characteristic	Universe	Description		
37.	1-2	Detailed class of worker	All	Not in Labor Force		00
				Agriculture		
				Wage & Salary		01
				Self-employed		02
				Unpaid family		03
				Nonagriculture wage and salary		
				Private households		04
				Government		05
				Other private		
				Goods - producing industries		
				White collar occupations		06
				Blue collar occupations		07
				Service occupations		08
				Service-producing industries		
				White collar occupations		09
				Blue collar occupations		10
				Service occupations		11
				Self-employed		12
				Unpaid family		13
				No previous full time work experience		14
	3-4	Class of worker Employed-Unemployed	Civ. Labor Force	<u>C/W</u>	<u>EMP</u>	<u>UNEMP</u>
				Private	01	05
				Government (Federal, Local, and State)	02	06
				Self-employed	03	07
				Unpaid family	04	08
				Never Worked		00

-more-

Word	Char.	Characteristic	Universe	Description
37	5-6	Major Industry (I)	Civ. Labor Force	Agriculture, Private Household workers & Never worked 00 Mining 01 Construction 02 Manufacturing Durable goods 03 Nondurable goods 04 Transportation and public utilities Railroads and railway express 05 Other transportation 06 Other utilities 07 Wholesale and retail trade Wholesale trade 08 Retail trade 09 Finance, insurance, and real estate 10 Miscellaneous services Business and repair 11 Personal, except private household 12 Entertainment and recreation 13 Medical, except hospitals 14 Hospitals 15 Welfare and religious 16 Education 17 Other professional services 18 Forestry and fisheries 19 Public administration 20

-more-

Word	Char.	Characteristic	Universe	Description	
38	1-2	Detailed Industry	Civ. Labor Force	Never Worked	00
				Goods-producing industries	
				Agricultural production	01
				Agricultural services	02
				Mining	03
				Construction	04
				Manufacturing	
				Durable goods	
				Ordnance	05
				Lumber	06
				Furniture	07
				Stone, clay, glass	08
				Primary metals	09
				Fabricated metals (incl. not spec. metal)	10
				Machinery, exc. elect.	11
				Electrical equipment	12
				Transportation equipment	
				Automobiles	13
				Aircraft	14
				Other transportation equip.	15
				Instruments	16
				Miscellaneous	17
				Nondurable goods	
				Food	18
				Tobacco	19
				Textiles	20
				Apparel	21
				Paper	22
				Printing	23
				Chemicals	24
				Petroleum	25
				Rubber and plastics	26
				Leather and not specified manufacturing	27

Word	Char.	Characteristic	Universe	Description
38	1-2	Detailed Industry (Con't)	Civ. Labor Force	Service-producing industries Transportation and public utilities Railroads and railway express 28 Other transportation 29 Communications 30 Other public utilities 31 Trade Wholesale 32 Retail Eating and drinking places 33 Other retail 34 Finance, insurance, and real estate Banking and other finance 35 Insurance and real estate 36 Private household service 37 Miscellaneous services Business and repair Business 38 Repair 39 Personal services, except private household 40 Entertainment and recreation 41 Professional services Medical, except hospitals 42 Hospitals 43 Welfare and religious 44 Educational 45 Other professional 46 Forestry and fisheries 47 Public administration Postal 48 Other federal 49 State 50 Local 51

Word	Char.	Characteristic	Universe	Description
38	3-4	Major Occupation Group (I)	Civ. Labor Force	White-collar workers Professional, technical, and kindred workers 01 Managers and administrators, except farm 02 Sales workers 03 Clerical and kindred workers 04 Blue-collar workers Craftsmen and kindred workers 05 Operatives, except transport 06 Transport equipment operatives 07 Nonfarm laborers 08 Service workers Private household workers 09 All other service workers 10 Farm workers Farmers and farm managers 11 Farm laborers and foremen 12 No previous full-time work experience 13
	5-6	Detailed Occupation	Civ. Labor Force	Never worked 00 Professional, technical, and kindred workers Engineers 01 Physicians, dentists, and related practitioners 02 Health workers, except practitioners 03 Teachers, except college 04 Engineering and science technicians 05 Other professional--salaried 06 Other professional--self-employed 07

Word	Char.	Characteristic	Universe	Description
38	5-6	Detailed Occupation (Con't)	Civ. Labor Force	Managers and administrator, except farm
				Salaried--Manufacturing 08
				Salaried--Other industries 09
				Self-employed--retail trade 10
				Self-employed--other industries 11
				Sales workers
				Retail trade 12
				Other 13
				Clerical workers
				Bookkeepers 14
				Office machine operators 15
				Stenographers, typists, and secretaries 16
				Other clerical workers 17
				Craftsmen and kindred workers
				Carpenters 18
				Other construction craftsmen 19
				Foremen (n.e.c.) 20
				Machinists and job setters 21
				Metal craftsmen, except mechanics and machinists and job setters 22
				Mechanics--auto 23
				Mechanics, except auto 24
				All other craftsmen 25
				Operatives, except transport
				Mine workers 26
				Motor vehicles and equipment 27
				Other durable goods 28
				Nondurable goods 29
				All other 30
				Transport equipment operatives
				Drivers and deliverymen 31
				All others 32

-more-

Word	Char.	Characteristic	Universe	Description	
38	5-6	Detailed Occupation (Con't)	Civ. Labor Force	Nonfarm laborers	
				Construction	33
				Manufacturing	34
				All other	35
				Private household workers	36
				Service workers, except private household	
				Cleaning service	37
				Food service	38
				Health service	39
				Personal service	40
				Protective service	41
				Farmers and farm managers	42
				Farm laborers and foremen	
				Paid laborers and foremen	43
				Unpaid family laborers	44
39	1-2	Manufacturing	Civ. Labor Force	Never worked or not Mfg. Ind.	.00
				Durable goods	
				Ordnance	01
				Lumber	02
				Furniture	03
				Stone, clay, glass	04
				Primary metals	05
				Fabricated metals (incl. not spec. metal)	06
				Machinery, exc. elect.	07
				Electrical equipment	08
				Transportation equipment	
				Automobiles	09
				Aircraft	10
				Other transportation equipment	11
				Instruments	12
				Miscellaneous	13

Word	Char.	Characteristic	Universe	Description	
39	1-2	Manufacturing (Con't)	Civ. Labor Force	Nondurable goods	
				Food	14
				Tobacco	15
				Textiles	16
				Apparel	17
				Paper	18
				Printing	19
				Chemicals	20
				Petroleum	21
				Rubber and plastics	22
				Leather and not specified manufacturing	23
	3-4	Reason not at work or hours at work	All	Unemployed and NILF	00
				<u>With a job but not at work</u>	
				Illness	01
				Vacation	02
				Bad weather	03
				Labor dispute	04
				All other	05
				<u>At work</u>	
				1-4 hours	06
				5-14 hours	07
				15-21 hours	08
				22-29 hours	09
				30-34 hours	10
				35-39 hours	11
				40 hours	12
				41-47 hours	13
				48 hours	14
				49-59 hours	15
				60 hours or more	16

Word	Char.	Characteristic	Universe	Description	
39	5-6	At work 1-34 hours by hours at work	ESR = 1 (Person's at work) and 20A is less than 35	Usually full time, part time for noneconomic reasons Usually work full time, part time for economic reasons 1-4 hours 5-14 hours 15-29 hours 30-34 hours Usually work part time, economic reasons 1-4 hours 5-14 hours 15-29 hours 30-34 hours Usually work part time, noneconomic reasons 1-4 hours 5-14 hours 15-29 hours 30-34 hours	00 01 02 03 04 05 06 07 08 09 10 11 12
40	1-2	Detailed reason by hours 1-34	ESR = 1 (At Work) and 20A is less than 35	Not In Universe Usually work full time Slack work Material shortages; plant or machine repair New job started Job terminated Holiday Labor dispute Bad weather Own illness On vacation All other	00 01 02 03 04 05 06 07 08 09 10

Word	Char.	Characteristic	Universe	Description	
40	1-2	Detailed reason by hours 1-34 (Con't)	ESR = 1 (At work) and 20A is less than 35	Usually work part time Slack work Could find only part time work Own illness Too busy or did not want full time Full-time work week is under 35 hours All other	11 12 13 14 15 16
	3-4	Reason not at work and pay status	ESR = 2 (with job; not at work)	Not In Universe Usually work full time Paid Vacation Illness All other Not Paid Vacation Illness All other Usually work part time Paid Vacation Illness All other Not Paid Vacation Illness All other	00 01 02 03 04 05 06 07 08 09 10 11 12
	5-6	Program Signal	All		50

Word	Char.	Characteristic	Universe	Description
41	1	Item 5a	All	Not Allocated Allocated
	2	4	↓	↓
	3	5b		
	4	9		
	5	All Labor Force Items		
	6	ESR		
42	1	18E ^{1/}	↓	↓
	2	18E ^{1/} - Sex		
	3	18H ^{1/}		
	4	18D ^{1/}		
	5	18C ^{1/}		
	6	18G ^{1/}		
43	1	18F ^{1/}	↓	↓
	2	18E ^{1/} - Veteran Status		
	3	19		
	4	23B		
	5	23C		
	6	23E		

^{1/} New item number on CPS-1 document as of January 1979. See pages 18, 19, and 20.

Word	Char.	Characteristic	Universe	Description
44	1	20A	All	Not Allocated Allocated
	2	20C		
	3	21A		
	4	21B		
	5	21C		
	6	22C		
45	1	22D		
	2	22F		
	3	24A		
	4	24B		
	5	24C		
	6	24D		
46	1	22A		
	2	22E		
	3	18A ^{1/}		
	4	22B		
	5	24E		
	6	Geographic Identification		

^{1/} New item number on CPS-1 document as of January 1979. See page 18.

Word	Char.	Characteristic	Universe	Description
47	1	PADDING		
through	}			
60			6	

ATTACHMENT 4
 CURRENT POPULATION SURVEY
 NONINTERVIEW TYPE A RECORD LAYOUT
 FOR STANDARD TAPE COPIES
 CONTAINING A/C/D DATA

Word	Char.	Characteristic	Universe	Description		
1	1	Record Type	A11	Noninterview Type A	2	
	2	Month in Sample (Recoded from Month and Rotation)	A11		1-8	
	3	Blank				
	4-6	Household ID Number (Word 1; Character 5 will always be blank)	A11			
2	1-6					
3	1-3					
	4	Region (From M.S.T.)	A11	Northeast North Central South West	1 2 3 4	
	5	Division (From M.S.T.)	A11	New England Middle Atlantic East North Central West North Central South Atlantic East South Central West South Central Mountain Pacific	1) 2) 3) 4) 5) 6) 7) 8) 9)	
					Region 1 Region 2 Region 3 Region 4	

-more-

Word	Char.	Characteristic	Universe	Description	
3	5-6	State (1st digit of State Code is Division Code) (From M.S.T.)	All	<u>New England Division</u>	
				Maine	11
				New Hampshire	12
				Vermont	13
				Massachusetts	14
				Rhode Island	15
				Connecticut	16
				<u>Middle Atlantic Division</u>	
				New York	21
				New Jersey	22
				Pennsylvania	23
				<u>East North Central Division</u>	
				Ohio	31
				Indiana	32
				Illinois	33
				Michigan	34
				Wisconsin	35
				<u>West North Central Division</u>	
				Minnesota	41
				Iowa	42
				Missouri	43
				North Dakota	44
				South Dakota	45
				Nebraska	46
				Kansas	47

-more-

Word	Char.	Characteristic	Universe	Description
3	5-6	State (1st digit of State Code is Division Code) (From M.S.T.) (Con't)	All	<u>South Atlantic Division</u>
				Delaware 51
				Maryland 52
				District of Columbia 53
				Virginia 54
				West Virginia 55
				North Carolina 56
				South Carolina 57
				Georgia 58
				Florida 59
				<u>East South Central Division</u>
				Kentucky 61
				Tennessee 62
				Alabama 63
				Mississippi 64
				<u>West South Central Division</u>
				Arkansas 71
				Louisiana 72
				Oklahoma 73
				Texas 74
				<u>Mountain Division</u>
				Montana 81
				Idaho 82
				Wyoming 83
				Colorado 84
				New Mexico 85
				Arizona 86
				Utah 87
				Nevada 88

-more-

Word	Char.	Characteristic	Universe	Description	
3	5-6	State (1st digit of State Code is Division Code) (From M.S.T.) (Con't)	All	<u>Pacific Division</u>	
				Washington	91
				Oregon	92
				California	93
				Alaska	94
				Hawaii	95
4	1-2	State Rankings (From M.S.T.)	All	<u>Beginning Jan. '73:</u>	<u>1970 Ranking</u>
				California	01
				New York	02
				Pennsylvania	03
				Texas	04
				Illinois	05
				Ohio	06
				Nichigan	07
				New Jersey	08
				Florida	09
				Massachusetts	10
				Indiana	11
				North Carolina	12
				Missouri	13
				Virginia	14
				Georgia	15
				Wisconsin	16
				Tennessee	17
				Maryland	18
				Minnesota	19
				Louisiana	20
				Alabama	21
				Washington	22
				Kentucky	23
				Connecticut	24
				Iowa	25
				South Carolina	26

-more-

Word	Char.	Characteristic	Universe	Description	
4	1-2	State Rankings (Con't) (From M.S.T.)	All	Oklahoma	27
				Kansas	28
				Mississippi	29
				Colorado	30
				Oregon	31
				Arkansas	32
				Arizona	33
				West Virginia	34
				Nebraska	35
				Utah	36
				New Mexico	37
				Maine	38
				Rhode Island	39
				Hawaii	40
				District of Columbia	41
				New Hampshire	42
				Idaho	43
				Montana	44
				South Dakota	45
				North Dakota	46
				Delaware	47
				Nevada	48
				Vermont	49
				Wyoming	50
				Alaska	51
4	3-4	SMSA Rankings (From M.S.T.)	SMSA's	Beginning Jan. '73:	<u>1970 Ranking</u>
				Not an SMSA and all	
				other SMSA's	00
				New York, N.Y.	01
				Los Angeles-Long Beach,	
				Calif.	02
				Chicago, Ill.	03
				Philadelphia, Pa.-N.J.	04
				Detroit, Mich.	05

-more-

Word	Char.	Characteristic	Universe	Description	
4	3-4	SMSA Rankings (From M.S.T.) (Con't)	SMSA's	San Francisco-Oakland, Calif.	06
				Washington, D.C.-Md.-Va.	07
				Boston, Mass.	08
				Nassau-Suffolk, N.Y.	09
				Pittsburgh, Pa.	10
				St. Louis, Mo.-Ill.	11
				Baltimore, Md.	12
				Cleveland, Ohio	13
				Houston, Texas	14
				Newark, N.J.	15
				Minneapolis-St. Paul, Minn.	16
				Dallas, Texas	17
				Seattle-Everett, Wash.	18
				Anaheim-Santa Ana- Garden Grove, Calif.	19
				Milwaukee, Wis.	20
				Atlanta, Ga.	21
				Cincinnati, Ohio-Ky.	22
				Paterson-Clifton-Passaic, N.J.	23
				San Diego, Calif.	24
				Buffalo, N.Y.	25
				Miami, Fla.	26
				Kansas City, Mo.-Kan.	27
				Denver, Colo.	28
				San Bernardino-Riverside- Ontario, Calif.	29
				Indianapolis, Ind.	30
				San Jose, Calif.	31
				New Orleans, La.	32
				Tampa-St. Petersburg, Fla.	33
				Portland, Ore.	34
				Columbus, Ohio	36
				Rochester, N.Y.	38
				Sacramento, Calif.	42

-more-

Word	Char.	Characteristic	Universe	Description	
4	3-4	SMSA Rankings (Con't) (From M.S.T.)	SMSA's	Fort Worth, Texas	44
				Birmingham, Ala.	45
				Albany-Schenectady-Troy, N.Y.	46
				Norfolk-Portsmouth, Va.	48
				Akron, Ohio	49
				Gary-Hammond-East Chicago, Ind.	53
				Greensboro-Winston-Salem High Point, N.C.	57
	5	<u>Item 1</u> - INTERVIEWER CHECK ITEM	All	Blank or Impossible	-
				Only CPS-1 for household	1
				First CPS-1 of cont. household	2
				Second CPS-1 of cont. household	3
				Third, fourth, etc. CPS-1	4
	6	Blank			
5	1-3	Blank			
	4-6	<u>Item 10</u> - INTERVIEWER CODE	All	Blank or Impossible in any digit	-NA, or A00-M99 (Excluding I--)
6	1	<u>Item 12</u> - LINE NO. H'HLD RESP.	All	Blank or Impossible	-
				Non H'hld Resp.	1-6 7
	2	<u>Item 13</u> - TYPE INTERVIEW	All	Noninterview	1

-more-

Word	Char.	Characteristic	Universe	Description	
6	3-4	<u>Item 11</u> - DATE COMPLETED	All	Day of Month	-- or 10-29
	5 } 6 }	PADDING			
7	1	<u>Item 14</u> - RACE OF HEAD	All	White Black Other	1 2 3
	2	<u>Item 14</u> - REASON	All	No one home Temporarily absent Refused Other - Occ.	1 2 3 4
	3-5	PADDING			
	6	Blank			
8	1	Land Usage (Recode) (Edited using Urban/Rural Code from M.S.T. and CPS-1 Document <u>Items 5a. and 5b-new in Feb. 76</u>) <u>Recode reflects "old" Farm Definition.</u>	All	Nonfarm Farm \geq 10 acres Farm $<$ 10 acres	1 2 3
	2-3	<u>Item 4</u> - TYPE OF LIVING QUARTERS (Recode)	All	<u>Housing Unit</u> House, apt., flat HU in nontransient hotel, etc. HU, permanent, in trans. hotel, motel, etc. HU in rooming house Mobile home or Trailer HU not specified above	01 02 03 04 05 06

-more-

Word	Char.	Characteristic	Universe	Description	
8	2-3	Item 4 - TYPE OF LIVING QUARTERS (Recode) (Con't)	All	Other Unit	
				Qtrs. not HU in rooming or boarding house	07
				Unit not permanent in trans. hotel, motel, etc.	08
				Tent or trailer site	09
				Other not HU	10
	4	"New" Farm Definition (Recode) Effective February 1976. (Edited using Urban/ Rural Code from M.S.T. and CPS-1 Document Items 5a. and 5b.)	All	Nonfarm	1
				Farm \geq 10 acres	2
				Farm $<$ 10 acres	3
	5	Blank			
	6	Item 9 - HOUSEHOLD NUMBER (Unedited)	All	Blank	-
				1-8	1-8
9 through 19	1 2	PADDING			
	3		Household Indicator	All	
	4-6	Document Count (Within Work Unit)	All		001-999
20	1-3	Work Unit Number (From Breaker Sheet)	All	If Breaker was missing	001 or 001-999 9XX Assigned

-more

Word	Char.	Characteristic	Universe	Description
20	4-5	Month	All	01-12
	6	Year - Last Digit	All	0-9
21	1-6	Fill	All	(Binary 01)
22	1-5			
	6	Final Weight	All	"Regular Type A" Sub Sample
23	All	Blank		
24	1	Blank		
	2-3	PADDING		
	4-6	JRCERR		No. of errors charged to enumerator
				000-999
25	1-2	Blank		
	3	PADDING		
	4-6	Blank		
26	1	SMSA Status Code	All	SMSA
				Non SMSA
				Not Identifiable
	2	Central City Status Code	All	Central city
				Balance of SMSA
				Non SMSA
				Not Identifiable

-more-

Word	Char.	Characteristic	Universe	Description	
26	3	Blank			
	4	SMSA Size (From M.S.T. - Beginning Jan. 1973 reflecting 1970 Census Population)	All	3 million+ 1 million-2,999,999 Not Identifiable	1 2 Blank
	5-6	PADDING			
27	1-3	Blank			
	4	RACE (Recode)	All	White Other	1 2
	5-6	Blank			
28 through 40	1 6	Blank			

-more-

Word	Char.	Characteristic	Universe	Description
------	-------	----------------	----------	-------------

BASIC CPS ALLOCATION FLAGS

41	1	Item 5a	All	Not Allocated	C
	2	4	↓	↓	↓
	3	5b			
	4	9			
41	5	} Padding			
Thru	2				
42	3	14 - Race			
42	4	} Padding			
Thru	5				
46	6	Geographic Identification			
47	1	} Padding			
Thru	6				
60					

END OF BASIC CPS RECORD

ATTACHMENT 5
 CURRENT POPULATION SURVEY
 NONINTERVIEW TYPE B-C RECORD LAYOUT
 FOR STANDARD TAPE COPIES
 CONTAINING A/C/D DATA

Word	Char.	Characteristic	Universe	Description	
1	1	Record Type	A11	Noninterview Type B or C	3
	2	Month in Sample (Recoded from Month and Rotation)	A11		1-8
	3	Blank			
	4-6	Household ID Number (Word 1; Character 5 will always be blank)	A11		
2	1-6				
3	1-3				
	4	Region (From M.S.T.)	A11	Northeast North Central South West	1 2 3 4
	5	Division (From M.S.T.)	A11	New England Middle Atlantic East North Central West North Central South Atlantic East South Central West South Central Mountain Pacific	1) 2) Region 1 3) 4) Region 2 5) 6) Region 3 7) 8) 9) Region 4

-more-

Word	Char.	Characteristic	Universe	Description
3	5-6	State (1st digit of State Code is Division Code) (From M.S.T.)	All	<u>New England Division</u> Maine 11 New Hampshire 12 Vermont 13 Massachusetts 14 Rhode Island 15 Connecticut 16 <u>Middle Atlantic Division</u> New York 21 New Jersey 22 Pennsylvania 23 <u>East North Central Division</u> Ohio 31 Indiana 32 Illinois 33 Michigan 34 Wisconsin 35 <u>West North Central Division</u> Minnesota 41 Iowa 42 Missouri 43 North Dakota 44 South Dakota 45 Nebraska 46 Kansas 47

-more-

Word	Char.	Characteristic	Universe	Description	
3	5-6	State (1st digit of State Code is Division Code) (From H.S.T.) (Con't)	All	<u>South Atlantic Division</u>	
				Delaware	51
				Maryland	52
				District of Columbia	53
				Virginia	54
				West Virginia	55
				North Carolina	56
				South Carolina	57
				Georgia	58
				Florida	59
				<u>East South Central Division</u>	
				Kentucky	61
				Tennessee	62
				Alabama	63
				Mississippi	64
				<u>West South Central Division</u>	
				Arkansas	71
				Louisiana	72
				Oklahoma	73
				Texas	74
				<u>Mountain Division</u>	
				Montana	81
				Idaho	82
				Wyoming	83
				Colorado	84
				New Mexico	85
				Arizona	86
				Utah	87
				Nevada	88

-more-

Word	Char.	Characteristic	Universe	Description	
3	5-6	State (1st digit of State Code is Division Code) (From M.S.T.) (Con't)	All	<u>Pacific Division</u>	
				Washington	91
				Oregon	92
				California	93
				Alaska	94
				Hawaii	95
4	1-2	State Rankings (From M.S.T.)	All	<u>Beginning Jan. '73:</u>	<u>1970 Ranking</u>
				California	01
				New York	02
				Pennsylvania	03
				Texas	04
				Illinois	05
				Ohio	06
				Michigan	07
				New Jersey	08
				Florida	09
				Massachusetts	10
				Indiana	11
				North Carolina	12
				Missouri	13
				Virginia	14
				Georgia	15
				Wisconsin	16
				Tennessee	17
				Maryland	18
				Minnesota	19
				Louisiana	20
				Alabama	21
				Washington	22
				Kentucky	23
				Connecticut	24
				Iowa	25
				South Carolina	26

-more-

Word	Char.	Characteristic	Universe	Description	
4	1-2	State Rankings (Con't) (From M.S.T.)	All	Oklahoma	27
				Kansas	28
				Mississippi	29
				Colorado	30
				Oregon	31
				Arkansas	32
				Arizona	33
				West Virginia	34
				Nebraska	35
				Utah	36
				New Mexico	37
				Maine	38
				Rhode Island	39
				Hawaii	40
				District of Columbia	41
				New Hampshire	42
				Idaho	43
				Montana	44
				South Dakota	45
				North Dakota	46
				Delaware	47
				Nevada	48
				Vermont	49
				Wyoming	50
				Alaska	51
4	3-4	SMSA Rankings (From M.S.T.)	SMSA's	Beginning Jan. '73:	<u>1970 Ranking</u>
				Not an SMSA and all	
				other SMSA's	00
				New York, N.Y.	01
				Los Angeles-Long Beach,	
				Calif.	02
				Chicago, Ill.	03
				Philadelphia, Pa.-N.J.	04
				Detroit, Mich.	05

-more-

Word	Char.	Characteristic	Universe	Description	
4	3-4	SMSA Rankings (From M.S.T.) (Con't)	SMSA's	San Francisco-Oakland, Calif.	06
				Washington, D.C.-Md.-Va.	07
				Boston, Mass.	08
				Nassau-Suffolk, N.Y.	09
				Pittsburgh, Pa.	10
				St. Louis, Mo.-Ill.	11
				Baltimore, Md.	12
				Cleveland, Ohio	13
				Houston, Texas	14
				Newark, N.J.	15
				Minneapolis-St. Paul, Minn.	16
				Dallas, Texas	17
				Seattle-Everett, Wash.	18
				Anaheim-Santa Ana- Garden Grove, Calif.	19
				Milwaukee, Wis.	20
				Atlanta, Ga.	21
				Cincinnati, Ohio-Ky.	22
				Paterson-Clifton-Passaic, N.J.	23
				San Diego, Calif.	24
				Buffalo, N.Y.	25
				Miami, Fla.	26
				Kansas City, Mo.-Kan.	27
				Denver, Colo.	28
				San Bernardino-Riverside- Ontario, Calif.	29
				Indianapolis, Ind.	30
				San Jose, Calif.	31
				New Orleans, La.	32
				Tampa-St. Petersburg, Fla.	33
				Portland, Ore.	34
				Columbus, Ohio	36
				Rochester, N.Y.	38
				Sacramento, Calif.	42

-more-

Word	Char.	Characteristic	Universe	Description	
4	3-4	SMSA Rankings (Con't) (From M.S.T.)	SMSA's	Fort Worth, Texas	44
				Birmingham, Ala.	45
				Albany-Schenectady-Troy, N.Y.	46
				Norfolk-Portsmouth, Va.	48
				Akron, Ohio	49
				Gary-Hammond-East Chicago, Ind.	53
				Greensboro-Winston-Salem High Point, N.C.	57
	5	<u>Item 1</u> - INTERVIEWER CHECK ITEM	A11	Blank or Impossible	-
				Only CPS-1 for household	1
				First CPS-1 of cont. household	2
				Second CPS-1 of cont. household	3
				Third, fourth, etc. CPS-1	4
	6	Blank			
5	1-3	Blank			
	4-6	<u>Item 10</u> - INTERVIEWER CODE	A11	Blank or Impossible in any digit	-NA, or A00-M99 (Excluding I--)
6	1	<u>Item 12</u> - LINE NO. H'HLD RESP.	A11	Blank or Impossible	-
				Non H'hld Resp.	1-6 7
	2	<u>Item 13</u> - TYPE INTERVIEW	A11	Noninterview	1

-more-

Word	Char.	Characteristic	Universe	Description	
6	3-4	<u>Item 11</u> - DATE COMPLETED	A11	Day of Month	-- or 10-29
	5	PADDING			
	6				
7	1-2	<u>Item 15</u> - TYPE B OR C (Recode)	A11		
				<u>Type B</u>	
				Vacant - regular	01
				Vacant - storage of h'hld furniture	02
				Temp. occ. by persons with URE	03
				Unfit or to be demolished	04
				Under construction, not ready	05
				Converted to temp. business or storage	06
				Occ. by AF members or persons under 14	07
				Unoccupied tent site or trailer site	08
				Permit granted, construction not started	09
				Other	10
				<u>Type C</u>	
				Demolished	11
				House or trailer moved	12
				Outside segment	13
				Converted to permanent business or storage	14
				Merged	15
				Condemned	16
				Built after April 1, 1960 (1970)	17
				Unused line of listing sheet (Added July 1977)	18
				Other	19

-more-

Word	Char.	Characteristic	Universe	Description
7	3-5	PADDING		
	6	Blank		
8	1	Land Usage (Recode) (Edited using Urban/Rural Code from M.S.T. and CPS-1 Document Items 5a. and 5b-new in Feb. 76) Recode reflects "old" Farm Definition.	All	Nonfarm 1 Farm \geq 10 acres 2 Farm < 10 acres 3
	2-3	Item 4 - TYPE OF LIVING QUARTERS (Recode)	All	Housing Unit House, apt., flat 01 HU in nontransient hotel, etc. 02 HU, permanent, in trans. hotel, motel, etc. 03 HU in rooming house 04 Mobile home or Trailer 05 HU not specified above 06

-more-

Word	Char.	Characteristic	Universe	Description	
8	2-3	Item 4 - TYPE OF LIVING QUARTERS (Recode) (Con't)	All	Other Unit	
				Qtrs. not HU in rooming or boarding house	07
				Unit not permanent in trans. hotel, motel, etc.	08
				Tent or trailer site	09
				Other not HU	10
	4	"New" Farm Definition (Recode) Effective February 1976. (Edited using Urban/ Rural Code from M.S.T. and CPS-1 Document Items 5a. and 5b.)	All	Nonfarm	1
				Farm \geq 10 acres	2
				Farm $<$ 10 acres	3
	5	Blank			
	6	Item 9 - HOUSEHOLD NUMBER (Unedited)	All	Blank	-
				1-8	1-8
9 through 19	1 2	PADDING			
	3		Household Indicator	All	
	4-6	Document Count (Within Work Unit)	All		001-999
20	1-3	Work Unit Number (From Breaker Sheet)	All	If Breaker was missing	001 or $\Delta\Delta$ 1-999 9XX Assigned

-more

Word	Char.	Characteristic	Universe	Description
20	4-5	Month	A11	01-12
	6	Year - Last Digit	A11	0-9
21	1-6	Fill	A11	(Binary 01)
22	1-5			
	6	Final Weight	A11	"Regular Type B-C" Sub Sample
23	A11	Blank		
24	1	Blank		
	2-3	PADDING		
	4-6	JRCERR		No. of errors charged to enumerator
				000-999
25	1-2	Blank		
	3	PADDING		
	4-6	Blank		
26	1	SMSA Status Code	A11	SMSA Non SMSA Not Identifiable
				1 2 3
	2	Central City Status Code	A11	Central city Balance of SMSA Non SMSA Not Identifiable
				1 2 3 4

-more-

Word	Char.	Characteristic	Universe	Description	
26	3	Blank			
	4	SMSA Size (From M.S.T. - Beginning Jan. 1973 reflecting 1970 Census Population)	All	3 million+ 1 million-2,999,999 Not Identifiable	1 2 Blank
	5-6	PADDING			
27	1-3	Blank			
	4	PADDING			
	5-6	Blank			
28 through 40	1 6	Blank			

Word	Char.	Characteristic	Universe	Description
------	-------	----------------	----------	-------------

BASIC CPS ALLOCATION FLAGS

41	1	Item 5a	All	Not Allocated	0
	2	4	↓	Allocated	↓
	3	5b			
	4	9			
41 Thru 46	5 } 5 }	PADDING			
46	6	Geographic Identification			
47 Thru 60	1 } 6 }	PADDING			

END OF BASIC CPS RECORD

ATTACHMENT 6
CURRENT POPULATION SURVEY
MAY 1980
DUAL JOB SUPPLEMENT
(REFLECTS ADULT and CHILDREN'S DATA FOR WORDS 61+)

Page 1
 March 1981

PUBLIC USE FILE - DUSD

WORD	CHAR.	ITEM	CHARACTERISTICS	UNIVERSE	DESCRIPTION
01	1, 2		PADDING		
	3	150	Total number of Household members under 18, Related to Head	All	0 - 9+, Blank (-)
	4	126	Tenure	All	6 = Owned, Being Bought 7 = Rented 8 = No Cash Rent - = Blank
	5	127	Total Family Income	All	0 = under \$1000 1 = \$1000 - 1999 2 = \$2000 - 2999 3 = \$3000 - 3999 4 = \$4000 - 4999 5 = \$5000 - 5999 6 = \$6000 - 7499 7 = \$7500 - 8999 8 = \$10,000 - 11,999 9 = \$12,000 - 14,999 A = \$16,000 - 19,999 B = \$20,000 - 24,999 C = \$25,000 - 49,999 D = \$50,000 & over - = Blank

CURRENT POPULATION SURVEY
MAY 1980
DUAL JOB SUPPLEMENT

WORD	CHAR.	ITEM	CHARACTERISTICS	UNIVERSE	DESCRIPTION
61	0	161	Telephone Status-Code	All	1 = Telephone Int. OK 2 = Telephone Int. Not OK 3 = No Telephone - = Blank
----- EDITED DATA ----- ADULTS 14+ ONLY (WORDS 62-68)					
62	1		PADDING		
	2	33	Did . . . work for more than 1 employer last week	ESR = 1	0 = Yes (Ask 38) 1 = No i = NIU
	3	34	In addition did. . . operate own farm, business, or profession	ESR = 1	0 = Yes (Ask 38) 1 = No i = NIU
	4	36	Did. . . have any other Job	ESR = 1	0 = yes, paid (Ask 38) 1 = yes, not paid (Ask 38) 2 = No i = NIU
	5	43	Interviewer CK (From 120A)	I35 = No	0 = 40 hours or less 1 = 41 hours or more
	6	44	Did. . . get higher pay for over 40 hrs	ESR-1	0 = yes 1 = No i = NIU
63	1	Recode (Item 47)	Does. . . usually work more than 40 hours	ESR = 1	0 = Yes 1 = No - = Blank i = NIU

CURRENT POPULATION SURVEY
MAY 1980
DUAL JOB SUPPLEMENT

WORD	CHAR.	ITEM	CHARACTERISTICS	UNIVERSE	DESCRIPTION
43	2	36	In addition did. . . do work	Entry in I20A and SE or WP in I23E	0 = yes (Ask 36) 1 = no i = NIU
	3	37	Did. . . have another Job at which he did not work	Entry in I21B or I 36 = no	0 = yes, Paid (Ask 38) 1 = yes, Not Paid (Ask 38) 2 = No i = NIU
	4	Recode (item 37)	Did. . . have another Job at which he did not work	Entry in I21B or I36 = no	0 = yes 1 = no i = NIU
	6	38	What was. . . second Job	Dual Jobholder	0 = Same 1 = Different i = NIU
	6	39	Main reason for working at second Job	" "	1 = Meet reg. expenses 2 = Pay off debts 3 = Save for future 4 = Get experience 5 = Help others 6 = Extra Money 7 = Enjoy work 8 = Changed jobs 9 = Other - = Blank ; i = NIU
44	1-2	40	Hours worked at second Job	" "	00-99 = Hours -- = Blank i = NIU
	3-4	41	Hours worked at principal Job	" "	00-99 = Hours -- = Blank i = NIU

CURRENT POPULATION SURVEY
MAY 1960
DUAL JOB SUPPLEMENT

Page 4

WORD	CHAIN.	ITEM	CHARACTERISTICS	UNIVERSE	DESCRIPTION
64	5	42	Interviewer check item	ESR = 1,2	0 = Entry, or P,F,S,L, or I in 23E (Ask 45) 1 = All other 1 = NIU
	8	45	Days a week. . . usually works	Entry of P,F,S, L, or I in 23E	0 = 1 Day 1 = 2 Days 2 = 3 Days 3 = 4 Days 4 = 4½ Days 5 = 5 Days 6 = 5½ Days 7 = 6 Days 8 = 7 Days - = Blank 1 = NIU
65	1-2	47	Hours per week. . . usually works	Entry of P,F,S,L or I in 23E	01-99 = Hours -- = Blank 11 = NIU
	3-5		Padding		
	8	46	Interviewer CK Item	Entry of P,F,S,L or I in 23E	0 = Entry in 25A 1 = No Entry in 25A
66	1-2		Padding		
	3	31	Usually work same shift	ESR = 1	0 = Same or fixed shift 1 = Rotating shift - = N.A. 1 = NIU
	4	32	Is. . . on Flexitime	ESR = 1	0 = Yes 1 = No 2 = Don't know - = N.A. 1 = NIU

CURRENT POPULATION SURVEY
MAY 1980
DUAL JOB SUPPLEMENT

Page 5

WORD	CHAR.	ITEM	CHARACTERISTICS	UNIVERSE	DESCRIPTION
66	5	48	Belong to a labor union or employee assoc. similar to a union	Entry of P,F,S,L or I in 23E	0 = Yes 1 = No I = NIU
	6		PADDING		
67	1-2		Secondary industry recode (Same as CPS detailed industry)	I38 = Entry	00-51 I1 = NIU
	3-4		Secondary occupation recode (same as CPS detailed occupation)	I38 = Entry	00-44 I1 = NIU
	5	38E	Secondary Class of worker (recode)	I38 = Entry	1 = Private W/S 2 = Government 3 = Self-employment 4 = Unpaid I = Blank, NIU
	6		Created Recode	All	0 = Dual jobholder with ESN-1 1 = Dual jobholder with ESN-2 2 = Non Dual jobholder with secondary job of unpaid 3 = Non Dual jobholder - Self 4 = Non Dual jobholder unpaid on secondary job 5 = Non Dual jobholder employed on both primary and secondary job 6 = Non Dual jobholder, other I = NIU

CURRENT POPULATION SURVEY
MAY 1980
DUAL JOB SUPPLEMENT

Page 6

WORD	CHAR.	ITEM	CHARACTERISTICS	UNIVERSE	DESCRIPTION
68	1	29A	Time of day work begins	Entry in 20A and P,F,S,L,I in 23E	0 = 1 O'Clock 1 = 2 " 2 = 3 " 3 = 4 " 4 = 5 " 5 = 6 " 6 = 7 " 7 = 8 " 8 = 9 " 9 = 10 " A = 11 " B = 12 " - = N.A. 1 = NIU
	2	29B	Time of day - A.M. or P.M.?	Same as 29A	0 = A.M. 1 = P.M. - = N.A. 1 = NIU
	3	30A	Time of day work ends	Same as 29A	0 = 1 O'Clock 1 = 2 " 2 = 3 " 3 = 4 " 4 = 5 " 5 = 6 " 6 = 7 " 7 = 8 " 8 = 9 " 9 = 10 " A = 11 " B = 12 " - = N.A. 1 = NIU

CURRENT POPULATION SURVEY
MAY 1980
DUAL JOB SUPPLEMENT

WORD	CHAR.	ITEM	CHARACTERISTICS	UNIVERSE	DESCRIPTION
68	4	300	Time of day - A.M. or P.M.?	Same as 20A	0 = A.M. 1 = P.M. - = N.A. 1 = NIU
	6	40	Covered by a union contract on this job	"NO" in 4B	0 = Yes 1 = No 2 = Don't know - = N.A. 1 = NIU
	6	28	Interviewer check item	All	0 = At work, W/S 1 = At work, S/E or UNPD 2 = With a job, not at work 3 = All other 1 = NIU
69-70	ALL		PADDING		

Word	Char.	Characteristic	Universe	Description	
71 and 72	ALL	Earnings Weight for ALL Races	Eligible for Earnings 1/	Two implied decimal places, right justified, space filled	
73 and 74	ALL	Earnings Weight for Black	Eligible for Earnings 1/ and Race = Black	Two implied decimal places, right justified, space filled	
75 and 76	ALL	Earnings Weight for Spanish	Eligible for Earnings 1/ and Ethnicity = Spanish	Two implied decimal spaces, right justified, space filled	
77	1	Eligibility Flag 1/ (beginning May 1979)	ALL	Not eligible Eligible	- 1
	2-3	I25A (Edited) - Usual hours worked per week?	Eligible	Hours worked	00-99
	4	I25B (Edited) - Paid by hour?	Eligible	Yes No	1 2
77 and 78	5-6 1-2	I25C (Edited) - Earnings per hour?	I25B (Edited) = .1	Earnings per hour (2 implied decimal places)	0000-9999
	3-5	I25D (Edited, computed) 2/ Earnings per week	Eligible	Earnings per week	000-999

1/- One of the following conditions must be met for a person to be in the universe:

- (1) If outgoing rotation (wd. 1, ch. 2-4 or 0) and ESR 1 or 2 (wd. 19, ch. 1-1 or 2) and edited item 23E is Private (wd. 15, ch. 3-1) and unedited item 23E is blank, private, or government (wd. 53, ch. 6/5, 6, 7, or 8)
- (2) If outgoing rotation and ESR 1 or 2 and edited item 23E is Government (wd. 15, ch. 3-2)

2/- For hourly workers, computed 25A X 25C value appears here. For weekly workers, edited 25D value appears here. This field is used for tabulation purposes for weekly workers.

Word	Char.	Characteristic	Universe	Description	
78	6	PADDING			
79	1	125A Allocation Flag	Eligible	125A not allocated 125A allocated	- 1
	2	125B Allocation Flag	Eligible	125B not allocated 125B allocated	- 1
	3	125C Allocation Flag	125B (Edited) = 1	125C not allocated 125C allocated	- 1
	4	125D Allocation Flag	Eligible	125D not allocated 125D allocated	- 1
	5	125 (Edited) (beg. July 1979) Interviewer Check Item	ESR 1 or 2 and 23E = P, F, S, or L	(Not in universe) Month-in-sample 1, or B	- 2
	6	123F (Edited) (beg. July 1979) Interviewer Check Item	ALL	(Not in Universe) Entry (or NA) in 120A and P, F, S, or L in 123E Entry (or NA) in 121B and P, F, S, or L in 123E	- 1 2
80	1-3	125D (Edited) - Usual weekly earnings	3/	Weekly Earnings	000-999
	4-6	PADDING			


3/

Reported 25D value appears here for an hourly worker. If 25D was not reported for an hourly worker, the 25A X 25C computed value appears here. This field is blank for weekly workers. This field is used for tabulation purposes for hourly workers.

ATTACHMENT 7
 Weighted and Unweighted Counts for the
 May 1980 Current Population Survey

	<u>Total Interviews</u>	<u>Unweighted</u>	<u>Weighted</u> (1000's)
White			
Male			
<14		16444	19434
14+		56593	71605
Female			
<14		15499	18526
14+		62273	78129
Black			
Male			
<14		2627	3549
14+		5565	8351
Female			
<14		2499	3485
14+		7250	10151
Other			
Male			
<14		771	581
14+		1777	1460
Female			
<14		747	571
14+		2025	1722
<u>Total Records</u>		<u>Unweighted</u>	<u>Weighted</u> (1000's)
Total Records		188729	217564
Interviews		174070	217564
<14		38587	46145
14+		135483	171418
Type A		2543	0
Type B/C		12116	0

ATTACHMENT 8
QUESTIONNAIRE FACSIMILE

INTERVIEWER CHECK ITEM Only CPS-1 for household <input type="checkbox"/> First CPS-1 of continuation h'hold <input type="checkbox"/> Second CPS-1 of continuation h'hold <input type="checkbox"/> Third, fourth, and 5th CPS-1 <input type="checkbox"/>	FORM CPS-1  U.S. DEPARTMENT OF COMMERCE Bureau of the Census <p style="text-align: center;">CURRENT POPULATION SURVEY</p> Form Approved - G.M.B. No. 41-R1201-14 Fosdic 2B. 1:1	CONTROL NUMBER PSU SEGMENT SERIAL
LINE NO. OF H' HOLD RESP. NON H' HOLD RESPONDENT <input type="checkbox"/> <i>(Specify and Send Intercomm)</i>	<h1>CURRENT</h1>	
INTERVIEW ANY ENTRY OTHER THAN NEVER WORKED IN ITEMS Z3A-E in this CPS-1 Yes <input type="checkbox"/> No <input type="checkbox"/> NONINTERVIEW TYPE A <input type="checkbox"/> TYPE B <input type="checkbox"/> TYPE C <input type="checkbox"/> <i>(SEND INTER COMM)</i>		
TELEPHONE HOLD <i>(Mark this box for office "telephone hold" cases only)</i> <div style="border: 1px solid black; width: 60px; height: 20px; margin: 10px auto;"></div>	<h1>SURVEY</h1>	

MAY 1990

FW transcription items 18A-1 in ALL households.

FIRST CHILD				
18A. LINE NO.	18B. RELATIONSHIP TO REFERENCE PERSON	18C. AGE	18E. SEX Male... <input type="checkbox"/> <input checked="" type="checkbox"/> Female <input type="checkbox"/>	18I. ORIGIN
00	Own child.....	00		00
11	Brother/Sister.....	11		11
22	Other relative of Reference Person	22		22
33	Non-rel. of Reference Person - WITH OWN RELS. in household.....	33		33
44	Non-rel. of Reference Person - NO OWN rels. in household.....	44		44
55		55		55
66		66		66
77		77		77
88		88		88
99		99		99
			18H. RACE	
			1. White.....	11
			2. Black.....	22
			3. Amer. Indian, Aleut, Eskimo..	33
			4. Asian or Pacific Islander	44
			5. Other.....	55

FIFTH CHILD				
18A. LINE NO.	18B. RELATIONSHIP TO REFERENCE PERSON	18C. AGE	18E. SEX Male... <input type="checkbox"/> <input checked="" type="checkbox"/> Female <input type="checkbox"/>	18I. ORIGIN
00	Own child.....	00		00
11	Brother/Sister.....	11		11
22	Other relative of Reference Person	22		22
33	Non-rel. of Reference Person - WITH OWN RELS. in household.....	33		33
44	Non-rel. of Reference Person - NO OWN rels. in household.....	44		44
55		55		55
66		66		66
77		77		77
88		88		88
99		99		99
			18H. RACE	
			1. White.....	11
			2. Black.....	22
			3. Amer. Indian, Aleut, Eskimo..	33
			4. Asian or Pacific Islander	44
			5. Other.....	55

SECOND CHILD				
18A. LINE NO.	18B. RELATIONSHIP TO REFERENCE PERSON	18C. AGE	18E. SEX Male... <input type="checkbox"/> <input checked="" type="checkbox"/> Female <input type="checkbox"/>	18I. ORIGIN
00	Own child.....	00		00
11	Brother/Sister.....	11		11
22	Other relative of Reference Person	22		22
33	Non-rel. of Reference Person - WITH OWN RELS. in household.....	33		33
44	Non-rel. of Reference Person - NO OWN rels. in household.....	44		44
55		55		55
66		66		66
77		77		77
88		88		88
99		99		99
			18H. RACE	
			1. White.....	11
			2. Black.....	22
			3. Amer. Indian, Aleut, Eskimo..	33
			4. Asian or Pacific Islander	44
			5. Other.....	55

SIXTH CHILD				
18A. LINE NO.	18B. RELATIONSHIP TO REFERENCE PERSON	18C. AGE	18E. SEX Male... <input type="checkbox"/> <input checked="" type="checkbox"/> Female <input type="checkbox"/>	18I. ORIGIN
00	Own child.....	00		00
11	Brother/Sister.....	11		11
22	Other relative of Reference Person	22		22
33	Non-rel. of Reference Person - WITH OWN RELS. in household.....	33		33
44	Non-rel. of Reference Person - NO OWN rels. in household.....	44		44
55		55		55
66		66		66
77		77		77
88		88		88
99		99		99
			18H. RACE	
			1. White.....	11
			2. Black.....	22
			3. Amer. Indian, Aleut, Eskimo..	33
			4. Asian or Pacific Islander	44
			5. Other.....	55

THIRD CHILD				
18A. LINE NO.	18B. RELATIONSHIP TO REFERENCE PERSON	18C. AGE	18E. SEX Male... <input type="checkbox"/> <input checked="" type="checkbox"/> Female <input type="checkbox"/>	18I. ORIGIN
00	Own child.....	00		00
11	Brother/Sister.....	11		11
22	Other relative of Reference Person	22		22
33	Non-rel. of Reference Person - WITH OWN RELS. in household.....	33		33
44	Non-rel. of Reference Person - NO OWN rels. in household.....	44		44
55		55		55
66		66		66
77		77		77
88		88		88
99		99		99
			18H. RACE	
			1. White.....	11
			2. Black.....	22
			3. Amer. Indian, Aleut, Eskimo..	33
			4. Asian or Pacific Islander	44
			5. Other.....	55

SEVENTH CHILD				
18A. LINE NO.	18B. RELATIONSHIP TO REFERENCE PERSON	18C. AGE	18E. SEX Male... <input type="checkbox"/> <input checked="" type="checkbox"/> Female <input type="checkbox"/>	18I. ORIGIN
00	Own child.....	00		00
11	Brother/Sister.....	11		11
22	Other relative of Reference Person	22		22
33	Non-rel. of Reference Person - WITH OWN RELS. in household.....	33		33
44	Non-rel. of Reference Person - NO OWN rels. in household.....	44		44
55		55		55
66		66		66
77		77		77
88		88		88
99		99		99
			18H. RACE	
			1. White.....	11
			2. Black.....	22
			3. Amer. Indian, Aleut, Eskimo..	33
			4. Asian or Pacific Islander	44
			5. Other.....	55

FOURTH CHILD				
18A. LINE NO.	18B. RELATIONSHIP TO REFERENCE PERSON	18C. AGE	18E. SEX Male... <input type="checkbox"/> <input checked="" type="checkbox"/> Female <input type="checkbox"/>	18I. ORIGIN
00	Own child.....	00		00
11	Brother/Sister.....	11		11
22	Other relative of Reference Person	22		22
33	Non-rel. of Reference Person - WITH OWN RELS. in household.....	33		33
44	Non-rel. of Reference Person - NO OWN rels. in household.....	44		44
55		55		55
66		66		66
77		77		77
88		88		88
99		99		99
			18H. RACE	
			1. White.....	11
			2. Black.....	22
			3. Amer. Indian, Aleut, Eskimo..	33
			4. Asian or Pacific Islander	44
			5. Other.....	55

EIGHTH CHILD				
18A. LINE NO.	18B. RELATIONSHIP TO REFERENCE PERSON	18C. AGE	18E. SEX Male... <input type="checkbox"/> <input checked="" type="checkbox"/> Female <input type="checkbox"/>	18I. ORIGIN
00	Own child.....	00		00
11	Brother/Sister.....	11		11
22	Other relative of Reference Person	22		22
33	Non-rel. of Reference Person - WITH OWN RELS. in household.....	33		33
44	Non-rel. of Reference Person - NO OWN rels. in household.....	44		44
55		55		55
66		66		66
77		77		77
88		88		88
99		99		99
			18H. RACE	
			1. White.....	11
			2. Black.....	22
			3. Amer. Indian, Aleut, Eskimo..	33
			4. Asian or Pacific Islander	44
			5. Other.....	55

1. INTERVIEWER CHECK ITEM Only CPS-1 for household <input type="checkbox"/> (Fill all applicable items on this page) First CPS-1 of continuation h'hd. <input type="checkbox"/> Second CPS-1 of continuation h'hd. <input type="checkbox"/> (Transcribe items 2-13 from first CPS-1) Third, fourth, etc. CPS-1 <input type="checkbox"/>		FORM CPS-1 U. S. DEPARTMENT OF COMMERCE OFFICE OF THE CENSUS CURRENT POPULATION SURVEY Form Approved - O.M.B. No. 41-R1201-14 MAY 1980		2. SAMPLE A B C D E <input type="checkbox"/> <input type="checkbox"/> <input type="checkbox"/> <input type="checkbox"/> <input type="checkbox"/>		3. CONTROL NUMBER <div style="border: 1px solid black; width: 100px; height: 40px;"></div>																																																																																
MONTH <input type="checkbox"/> <input type="checkbox"/> <input type="checkbox"/> <input type="checkbox"/> <input type="checkbox"/> <input type="checkbox"/> <input type="checkbox"/> <input type="checkbox"/> <input type="checkbox"/> <input type="checkbox"/> <input type="checkbox"/> <input type="checkbox"/> <input type="checkbox"/> <input type="checkbox"/> <input type="checkbox"/> <input type="checkbox"/>		YEAR <input type="checkbox"/> <input type="checkbox"/> <input type="checkbox"/> <input type="checkbox"/> <input type="checkbox"/> <input type="checkbox"/> <input type="checkbox"/> <input type="checkbox"/> <input type="checkbox"/> <input type="checkbox"/> <input type="checkbox"/> <input type="checkbox"/> <input type="checkbox"/> <input type="checkbox"/> <input type="checkbox"/>		4. TYPE OF LIVING QUARTERS <table style="width:100%; border-collapse: collapse;"> <tr> <th style="width:50%;">HOUSING UNIT</th> <th style="width:50%;">OTHER UNIT</th> </tr> <tr> <td>House, apartment, flat <input type="checkbox"/></td> <td>Quarters not HU in rooming or boarding house <input type="checkbox"/></td> </tr> <tr> <td>HU in nontransient hotel, motel, etc. <input type="checkbox"/></td> <td>Unit not permanent in transient hotel, motel, etc. <input type="checkbox"/></td> </tr> <tr> <td>HU, permanent, in transient hotel, motel, etc. <input type="checkbox"/></td> <td>HU in rooming house <input type="checkbox"/></td> </tr> <tr> <td>HU in rooming house <input type="checkbox"/></td> <td>Tent site or trailer site <input type="checkbox"/></td> </tr> <tr> <td>Mobile home or trailer <input type="checkbox"/></td> <td>HU not specified above (Describe below) <input type="checkbox"/></td> </tr> <tr> <td></td> <td>Other not HU (Describe below) <input type="checkbox"/></td> </tr> </table>		HOUSING UNIT	OTHER UNIT	House, apartment, flat <input type="checkbox"/>	Quarters not HU in rooming or boarding house <input type="checkbox"/>	HU in nontransient hotel, motel, etc. <input type="checkbox"/>	Unit not permanent in transient hotel, motel, etc. <input type="checkbox"/>	HU, permanent, in transient hotel, motel, etc. <input type="checkbox"/>	HU in rooming house <input type="checkbox"/>	HU in rooming house <input type="checkbox"/>	Tent site or trailer site <input type="checkbox"/>	Mobile home or trailer <input type="checkbox"/>	HU not specified above (Describe below) <input type="checkbox"/>		Other not HU (Describe below) <input type="checkbox"/>	<table style="width:100%; border-collapse: collapse;"> <tr> <th style="width:10%;">No. LAND USAGE</th> <th style="width:10%;">6. PSU NO.</th> <th style="width:10%;">7. SEGMENT NO.</th> <th style="width:10%;">8. SERIAL NO.</th> <th style="width:10%;">9. HOUSE-HOLD NO.</th> </tr> <tr> <td>(TRANSCRIBE from CC item 10 or 11)</td> <td></td> <td></td> <td></td> <td></td> </tr> <tr> <td>A <input type="checkbox"/></td> <td>0 0</td> <td>0 0 0</td> <td>0 0</td> <td>0 0</td> </tr> <tr> <td>B <input type="checkbox"/></td> <td>1 1 1</td> <td>1 1 1 1</td> <td>1 1</td> <td>1 1</td> </tr> <tr> <td>C <input type="checkbox"/></td> <td>2 2 2</td> <td>2 2 2 2</td> <td>2 2</td> <td>2 2</td> </tr> <tr> <td></td> <td>3 3 3</td> <td>3 3 3 3</td> <td>3 3</td> <td>3 3</td> </tr> <tr> <td>SALES</td> <td>4 4 4</td> <td>4 4 4 4</td> <td>4 4</td> <td>4 4</td> </tr> <tr> <td>(TRANSCRIBE from CC item 12)</td> <td></td> <td></td> <td></td> <td></td> </tr> <tr> <td>A <input type="checkbox"/></td> <td>5 5 5</td> <td>5 5 5 5</td> <td>5 5</td> <td>5 5</td> </tr> <tr> <td>B <input type="checkbox"/></td> <td>6 6 6</td> <td>6 6 6 6</td> <td>6 6</td> <td>6 6</td> </tr> <tr> <td>C <input type="checkbox"/></td> <td>7 7 7</td> <td>7 7 7 7</td> <td>7 7</td> <td>7 7</td> </tr> <tr> <td>D <input type="checkbox"/></td> <td>8 8 8</td> <td>8 8 8 8</td> <td>8 8</td> <td>8 8</td> </tr> <tr> <td></td> <td>9 9 9</td> <td>9 9 9 9</td> <td>9 9</td> <td>9 9</td> </tr> </table>		No. LAND USAGE	6. PSU NO.	7. SEGMENT NO.	8. SERIAL NO.	9. HOUSE-HOLD NO.	(TRANSCRIBE from CC item 10 or 11)					A <input type="checkbox"/>	0 0	0 0 0	0 0	0 0	B <input type="checkbox"/>	1 1 1	1 1 1 1	1 1	1 1	C <input type="checkbox"/>	2 2 2	2 2 2 2	2 2	2 2		3 3 3	3 3 3 3	3 3	3 3	SALES	4 4 4	4 4 4 4	4 4	4 4	(TRANSCRIBE from CC item 12)					A <input type="checkbox"/>	5 5 5	5 5 5 5	5 5	5 5	B <input type="checkbox"/>	6 6 6	6 6 6 6	6 6	6 6	C <input type="checkbox"/>	7 7 7	7 7 7 7	7 7	7 7	D <input type="checkbox"/>	8 8 8	8 8 8 8	8 8	8 8		9 9 9	9 9 9 9	9 9	9 9
HOUSING UNIT	OTHER UNIT																																																																																					
House, apartment, flat <input type="checkbox"/>	Quarters not HU in rooming or boarding house <input type="checkbox"/>																																																																																					
HU in nontransient hotel, motel, etc. <input type="checkbox"/>	Unit not permanent in transient hotel, motel, etc. <input type="checkbox"/>																																																																																					
HU, permanent, in transient hotel, motel, etc. <input type="checkbox"/>	HU in rooming house <input type="checkbox"/>																																																																																					
HU in rooming house <input type="checkbox"/>	Tent site or trailer site <input type="checkbox"/>																																																																																					
Mobile home or trailer <input type="checkbox"/>	HU not specified above (Describe below) <input type="checkbox"/>																																																																																					
	Other not HU (Describe below) <input type="checkbox"/>																																																																																					
No. LAND USAGE	6. PSU NO.	7. SEGMENT NO.	8. SERIAL NO.	9. HOUSE-HOLD NO.																																																																																		
(TRANSCRIBE from CC item 10 or 11)																																																																																						
A <input type="checkbox"/>	0 0	0 0 0	0 0	0 0																																																																																		
B <input type="checkbox"/>	1 1 1	1 1 1 1	1 1	1 1																																																																																		
C <input type="checkbox"/>	2 2 2	2 2 2 2	2 2	2 2																																																																																		
	3 3 3	3 3 3 3	3 3	3 3																																																																																		
SALES	4 4 4	4 4 4 4	4 4	4 4																																																																																		
(TRANSCRIBE from CC item 12)																																																																																						
A <input type="checkbox"/>	5 5 5	5 5 5 5	5 5	5 5																																																																																		
B <input type="checkbox"/>	6 6 6	6 6 6 6	6 6	6 6																																																																																		
C <input type="checkbox"/>	7 7 7	7 7 7 7	7 7	7 7																																																																																		
D <input type="checkbox"/>	8 8 8	8 8 8 8	8 8	8 8																																																																																		
	9 9 9	9 9 9 9	9 9	9 9																																																																																		
10. INTERVIEWER CODE A B C D E F G H J K L M <input type="checkbox"/> <input type="checkbox"/> <input type="checkbox"/> <input type="checkbox"/> <input type="checkbox"/> <input type="checkbox"/> <input type="checkbox"/> <input type="checkbox"/> <input type="checkbox"/> <input type="checkbox"/> <input type="checkbox"/> <input type="checkbox"/> <input type="checkbox"/> <input type="checkbox"/> <input type="checkbox"/> <input type="checkbox"/>		11. DATE COMPLETED <input type="checkbox"/> <input type="checkbox"/> <input type="checkbox"/> <input type="checkbox"/> <input type="checkbox"/> <input type="checkbox"/> <input type="checkbox"/> <input type="checkbox"/> <input type="checkbox"/> <input type="checkbox"/> <input type="checkbox"/> <input type="checkbox"/> <input type="checkbox"/> <input type="checkbox"/> <input type="checkbox"/> <input type="checkbox"/>		12. LINE NO. OF H'HD RESP. <input type="checkbox"/> <input type="checkbox"/> <input type="checkbox"/> <input type="checkbox"/> <input type="checkbox"/> <input type="checkbox"/> <input type="checkbox"/> <input type="checkbox"/> <input type="checkbox"/> <input type="checkbox"/> <input type="checkbox"/> <input type="checkbox"/> <input type="checkbox"/> <input type="checkbox"/> <input type="checkbox"/> <input type="checkbox"/>																																																																																		
13. TYPE INTERVIEW Noninterview <input type="checkbox"/> Personal <input type="checkbox"/> Tel. - regular <input type="checkbox"/> Tel. - callback <input type="checkbox"/> ICR filed <input type="checkbox"/>		NONINTERVIEW <table style="width:100%; border-collapse: collapse;"> <tr> <th style="width:25%;">TYPE A</th> <th style="width:25%;">TYPE B</th> <th style="width:25%;">TYPE C (See item 16)</th> <th style="width:25%;">SEASONAL STATUS</th> </tr> <tr> <td> 14. (Mark reason and race.) <table style="width:100%; border-collapse: collapse;"> <tr> <th style="width:50%;">REASON</th> <th style="width:50%;">RACE</th> </tr> <tr> <td>No one home <input type="checkbox"/></td> <td>White <input type="checkbox"/></td> </tr> <tr> <td>Temporarily absent <input type="checkbox"/></td> <td>Black <input type="checkbox"/></td> </tr> <tr> <td>Refused <input type="checkbox"/></td> <td>All other <input type="checkbox"/></td> </tr> <tr> <td>Other - Occ. (Describe below) <input type="checkbox"/></td> <td></td> </tr> </table> </td> <td> 15. Vacant - regular <input type="checkbox"/> Vacant - storage of h'hd furniture <input type="checkbox"/> (Fill 16) Temp. occ. by persons with URE <input type="checkbox"/> Unit to be demolished <input type="checkbox"/> Under construction, not ready <input type="checkbox"/> Converted to temp. business or storage <input type="checkbox"/> Occ. by Armed Force members or persons under 14 <input type="checkbox"/> (Over 16-17) Unoccupied tent site or trailer site <input type="checkbox"/> Permit granted, construction not started <input type="checkbox"/> Other (Specify below) <input type="checkbox"/> </td> <td> 16. Demolished <input type="checkbox"/> House or trailer moved <input type="checkbox"/> Outside segment <input type="checkbox"/> Converted to permanent business or storage <input type="checkbox"/> (Over 16-17) Merged <input type="checkbox"/> Condemned <input type="checkbox"/> Built after April 1, 1970 <input type="checkbox"/> Unusual line of listing sheet <input type="checkbox"/> Other (Describe below) <input type="checkbox"/> </td> <td> 17. This unit is intended for occupancy: Year round <input type="checkbox"/> (Fill HVS if HU in item 4) By migratory workers <input type="checkbox"/> (Fill from 17 below if HU in item 4) Seasonally <input type="checkbox"/> 18. This unit is intended for occupancy: Summers only <input type="checkbox"/> (Transcribe as instructed on back of Control Card.) Winters only <input type="checkbox"/> Other (Describe below) <input type="checkbox"/> </td> </tr> </table>		TYPE A	TYPE B	TYPE C (See item 16)	SEASONAL STATUS	14. (Mark reason and race.) <table style="width:100%; border-collapse: collapse;"> <tr> <th style="width:50%;">REASON</th> <th style="width:50%;">RACE</th> </tr> <tr> <td>No one home <input type="checkbox"/></td> <td>White <input type="checkbox"/></td> </tr> <tr> <td>Temporarily absent <input type="checkbox"/></td> <td>Black <input type="checkbox"/></td> </tr> <tr> <td>Refused <input type="checkbox"/></td> <td>All other <input type="checkbox"/></td> </tr> <tr> <td>Other - Occ. (Describe below) <input type="checkbox"/></td> <td></td> </tr> </table>	REASON	RACE	No one home <input type="checkbox"/>	White <input type="checkbox"/>	Temporarily absent <input type="checkbox"/>	Black <input type="checkbox"/>	Refused <input type="checkbox"/>	All other <input type="checkbox"/>	Other - Occ. (Describe below) <input type="checkbox"/>		15. Vacant - regular <input type="checkbox"/> Vacant - storage of h'hd furniture <input type="checkbox"/> (Fill 16) Temp. occ. by persons with URE <input type="checkbox"/> Unit to be demolished <input type="checkbox"/> Under construction, not ready <input type="checkbox"/> Converted to temp. business or storage <input type="checkbox"/> Occ. by Armed Force members or persons under 14 <input type="checkbox"/> (Over 16-17) Unoccupied tent site or trailer site <input type="checkbox"/> Permit granted, construction not started <input type="checkbox"/> Other (Specify below) <input type="checkbox"/>	16. Demolished <input type="checkbox"/> House or trailer moved <input type="checkbox"/> Outside segment <input type="checkbox"/> Converted to permanent business or storage <input type="checkbox"/> (Over 16-17) Merged <input type="checkbox"/> Condemned <input type="checkbox"/> Built after April 1, 1970 <input type="checkbox"/> Unusual line of listing sheet <input type="checkbox"/> Other (Describe below) <input type="checkbox"/>	17. This unit is intended for occupancy: Year round <input type="checkbox"/> (Fill HVS if HU in item 4) By migratory workers <input type="checkbox"/> (Fill from 17 below if HU in item 4) Seasonally <input type="checkbox"/> 18. This unit is intended for occupancy: Summers only <input type="checkbox"/> (Transcribe as instructed on back of Control Card.) Winters only <input type="checkbox"/> Other (Describe below) <input type="checkbox"/>																																																																	
TYPE A	TYPE B	TYPE C (See item 16)	SEASONAL STATUS																																																																																			
14. (Mark reason and race.) <table style="width:100%; border-collapse: collapse;"> <tr> <th style="width:50%;">REASON</th> <th style="width:50%;">RACE</th> </tr> <tr> <td>No one home <input type="checkbox"/></td> <td>White <input type="checkbox"/></td> </tr> <tr> <td>Temporarily absent <input type="checkbox"/></td> <td>Black <input type="checkbox"/></td> </tr> <tr> <td>Refused <input type="checkbox"/></td> <td>All other <input type="checkbox"/></td> </tr> <tr> <td>Other - Occ. (Describe below) <input type="checkbox"/></td> <td></td> </tr> </table>	REASON	RACE	No one home <input type="checkbox"/>	White <input type="checkbox"/>	Temporarily absent <input type="checkbox"/>	Black <input type="checkbox"/>	Refused <input type="checkbox"/>	All other <input type="checkbox"/>	Other - Occ. (Describe below) <input type="checkbox"/>		15. Vacant - regular <input type="checkbox"/> Vacant - storage of h'hd furniture <input type="checkbox"/> (Fill 16) Temp. occ. by persons with URE <input type="checkbox"/> Unit to be demolished <input type="checkbox"/> Under construction, not ready <input type="checkbox"/> Converted to temp. business or storage <input type="checkbox"/> Occ. by Armed Force members or persons under 14 <input type="checkbox"/> (Over 16-17) Unoccupied tent site or trailer site <input type="checkbox"/> Permit granted, construction not started <input type="checkbox"/> Other (Specify below) <input type="checkbox"/>	16. Demolished <input type="checkbox"/> House or trailer moved <input type="checkbox"/> Outside segment <input type="checkbox"/> Converted to permanent business or storage <input type="checkbox"/> (Over 16-17) Merged <input type="checkbox"/> Condemned <input type="checkbox"/> Built after April 1, 1970 <input type="checkbox"/> Unusual line of listing sheet <input type="checkbox"/> Other (Describe below) <input type="checkbox"/>	17. This unit is intended for occupancy: Year round <input type="checkbox"/> (Fill HVS if HU in item 4) By migratory workers <input type="checkbox"/> (Fill from 17 below if HU in item 4) Seasonally <input type="checkbox"/> 18. This unit is intended for occupancy: Summers only <input type="checkbox"/> (Transcribe as instructed on back of Control Card.) Winters only <input type="checkbox"/> Other (Describe below) <input type="checkbox"/>																																																																									
REASON	RACE																																																																																					
No one home <input type="checkbox"/>	White <input type="checkbox"/>																																																																																					
Temporarily absent <input type="checkbox"/>	Black <input type="checkbox"/>																																																																																					
Refused <input type="checkbox"/>	All other <input type="checkbox"/>																																																																																					
Other - Occ. (Describe below) <input type="checkbox"/>																																																																																						
26. TENURE (Transcribe from Control Card item 9) Owned or being bought <input type="checkbox"/> <input checked="" type="checkbox"/> Rented <input type="checkbox"/> No cash rent <input type="checkbox"/>		REMINDER Fill items 18A-18J on pages 2, 5, 7, 9, and 11.																																																																																				
27. Total Family Income (Transcribe from Control Card item 33) A <input type="checkbox"/> E <input type="checkbox"/> I <input type="checkbox"/> M <input type="checkbox"/> B <input type="checkbox"/> F <input type="checkbox"/> J <input type="checkbox"/> N <input type="checkbox"/> C <input type="checkbox"/> G <input type="checkbox"/> K <input type="checkbox"/> D <input type="checkbox"/> H <input type="checkbox"/> L <input type="checkbox"/> O		NOTES <div style="border: 1px solid black; height: 100px;"></div>																																																																																				
30. Total number of household members under 18 years of age, related to reference person. <input type="checkbox"/> <input type="checkbox"/> <input type="checkbox"/> <input type="checkbox"/> <input type="checkbox"/> <input type="checkbox"/> <input type="checkbox"/> <input type="checkbox"/> <input type="checkbox"/> <input type="checkbox"/> <input type="checkbox"/> <input type="checkbox"/> <input type="checkbox"/> <input type="checkbox"/> <input type="checkbox"/> <input type="checkbox"/>		31. TELEPHONE STATUS (Transcribe from control card items 30a and 30b) Telephone in (or available to) the unit Yes, telephone interview acceptable <input type="checkbox"/> Yes, telephone interview not acceptable <input type="checkbox"/> No telephone available to the unit <input type="checkbox"/>																																																																																				
		CODER NUMBER A B C D E F G H J K L M <input type="checkbox"/> <input type="checkbox"/> <input type="checkbox"/> <input type="checkbox"/> <input type="checkbox"/> <input type="checkbox"/> <input type="checkbox"/> <input type="checkbox"/> <input type="checkbox"/> <input type="checkbox"/> <input type="checkbox"/> <input type="checkbox"/> <input type="checkbox"/> <input type="checkbox"/> <input type="checkbox"/> <input type="checkbox"/>																																																																																				

18. LINE NUMBER

18. What was ... doing most of LAST WEEK -

Working Keeping house Going to school or something else?

Working (Skip to 20A) WK
 With a job but not at work LK
 Looking for work M
 Keeping house S
 Going to school U
 Unable to work (Skip to 24) R
 Retired OT
 Other (Specify)

20. Does ... USUALLY work 36 hours or more a week at this job?

Yes What is the reason ... worked less than 36 hours LAST WEEK?

No What is the reason ... USUALLY works less than 36 hours a week?

(Mark the appropriate reason)

Sick work
 Material shortage
 Plant or machine repair
 New job started during week
 Job terminated during week
 Could find only part-time work
 Holiday (Legal or religious)
 Labor dispute
 Bad weather
 Own illness
 On vacation
 Too busy with housework, school, personal bus., etc.
 Did not want full-time work
 Full-time work week under 35 hours
 Other reason (Specify)

(Skip to 23 and enter job started at last week)

20. Did ... do any work at all LAST WEEK, not counting work around the house? (Note: If farm or business operator in hk, ask about unpaid work)

Yes No (Go to 21)

20A. How many hours did ... work LAST WEEK at all jobs?

1-34 (Go to 20C)
 35-48 (Go to 20D)

20B. INTERVIEWER CHECK ITEM

49* (Skip to item 23)
 1-34 (Go to 20C)
 35-48 (Go to 20D)

20C. Did ... less any time or take any time off LAST WEEK for any reason such as illness, holiday or sick work?

Yes How many hours did ... take off?

(Correct 20A if last time not already deducted; if 20A reflected below 25, correct 20B and fill 20C; otherwise, skip to 23.)

No

20D. Did ... work any overtime or at more than one job LAST WEEK?

Yes How many extra hours did ... work?

(Correct 20A and 20B as necessary if extra hours not already included and skip to 23.)

No (Skip to 23)

OFFICE USE ONLY

INDUSTRY	OCCUPATION
01 A	01 O N O
02 B	02 I I P O
03 C	03 D Q D
04 D	04 R R O
05 E	05 4 4 S O
06 F	06 5 5 T O
07 G	07 G G U O
08 H	08 G G V O
09 J	09 S W O
10 K	10 X Y O
11 L	11 X Y O
12 M	12 Ref. O Z O

21. (If in 19, skip to 21A.) Did ... have a job or business from which he/she was temporarily absent or on layoff LAST WEEK?

Yes No (Go to 22)

21A. Why was ... absent from work LAST WEEK?

Own illness
 On vacation
 Bad weather
 Labor dispute
 New job to begin within 30 days (Skip to 22B and 22C)
 Temporary layoff (Under 30 days) (Skip to 22B and 22C)
 Indefinite layoff (30 days or more or no def. recall date) (Skip to 22C)
 Other (Specify)

21B. Is ... getting wages or salary for any of the time off LAST WEEK?

Yes
 No
 Self-employed

21C. Does ... usually work 36 hours or more a week at the job?

Yes
 No (Skip to 23 and enter job held last week)

22. (If LK in 19, skip to 22A.) Has ... been looking for work during the past 4 weeks?

Yes No (Go to 24)

22A. What has ... been doing in the last 4 weeks to find work? (Mark all methods used; do not read list.)

Checked with - pub. employ. agency
 priv. employ. agency
 employer directly
 friends or relatives
 Placed or answered ads.
 Nothing (Skip to 24)
 Other (Specify in notes, e.g., CETA, union or prof. register, etc.)

22B. Why did ... last looking for work? Was it because ... last or quit a job at that time (name) or was there some other reason?

Lost job
 Quit job
 Left school
 Wanted temporary work
 Other (Specify in notes)

22C. 1) How many weeks has ... been looking for work?

1 2 3 4 5 6 7 8 9

2) How many weeks ago did ... start looking for work?

1 2 3 4 5 6 7 8 9

3) How many weeks ago was ... laid off?

1 2 3 4 5 6 7 8 9

22D. Has ... been looking for full-time or part-time work?

Full Part

22E. Is there any reason why ... could not take a job LAST WEEK?

Yes Already has a job
 Temporary illness
 Going to school
 Other (Specify in notes)

No

22F. When did ... last work at a full-time job or business lasting 2 consecutive weeks or more?

Within last 12 months (Specify)
 One to five years ago
 More than 5 years ago
 Never worked full-time 2 wks. or more
 Never worked at all
 (SKIP to 23. If layoff entered in 21A, enter job, either full or part time, from which laid off. Also enter last full time civilian job lasting 2 weeks or more, or "never worked.")

23. DESCRIPTION OF JOB OR BUSINESS

23A. For whom did ... work? (Name of company, business, organization or other employer.)

23B. What kind of business or industry is this? (For example: TV and radio mfg., retail shoe store, State Labor Dept., farm.)

23C. What kind of work was ... doing? (For example: electrical engineer, stock clerk, typist, farmer.)

23D. What were ...'s most important activities or duties? (For example: types, large account books, files, sets cars, operates printing press, finishes concrete.)

23E. Was this person

An employee of PRIVATE Co., bus., or individual for wage, salary or comm. P
 A FEDERAL government employee F (Go to 23F)
 A STATE government employee S
 A LOCAL government employee L
 Self-empl. in OWN bus., prof. practice, or farm
 Is the business incorporated? Yes I
 No (or farm) SE (End questions)
 Working WITHOUT PAY in fam. bus. or farm WP
 NEVER WORKED NEV

23F. INTERVIEWER CHECK ITEM

Entry (or NA) in item 20A (Go to 25 at top of Page)
 Entry (or NA) in item 21B

All other cases (End questions)

24. INTERVIEWER CHECK ITEM (Reaction number)

First digit of SEGMENT number is: 1, 2, 4, 5, 6, or 8 (End questions) 3 or 7 (Go to 24A)

24A. When did ... last work for pay at a regular job or business, either full- or part-time?

Within past 12 months
 1 up to 2 years ago
 2 up to 3 years ago (Go to 24B)
 3 up to 4 years ago
 4 up to 5 years ago
 5 or more years ago (Skip to 24C)
 Never worked

24B. Why did ... leave that job?

Personal, family (incl. pregnancy) or school
 Health
 Retirement or old age
 Seasonal job completed
 Sick work or business conditions
 Temporary nonseasonal job completed
 Unsatisfactory work arrangements (Hours, pay, etc.)
 Other

24C. Does ... want a regular job now, either full- or part-time?

Yes Maybe - it depends (Specify in notes) (Go to 24D)
 No Don't know (Skip to 24E)

24D. What are the reasons ... is not looking for work? (Mark each reason mentioned)

Believe no work available in line of work or area
 Couldn't find any work
 Lack job openings
 Training, skills or experience
 Employers think too young or too old
 Other pers. handicap in finding job
 Can't arrange child care
 Family responsibilities
 In school or other training
 Ill health; physical disability
 Other (Specify in notes)
 Don't know

24E. Does ... intend to look for work of any kind in the next 12 months?

Yes
 It depends (Specify in notes)
 No
 Don't know
 (If entry in 24B, describe the job in 23; otherwise, end questions.)

25. INTERVIEWER CHECK ITEM (Reaction number)

First digit of SEGMENT number is: 1, 2, 4, 5, 6, or 8 (End questions) 3 or 7 (Go to 25A)

25A. How many hours per week does ... USUALLY work at this job?

0 1 2 3 4 5 6 7 8 9

25B. Is ... paid by the hour on this job?

Yes (Go to 25C)
 No (Skip to 25D)

25C. How much does ... earn per hour?

Dollars	Cents
0	0
1	1
2	2
3	3
4	4
5	5
6	6
7	7
8	8
9	9

(Ask 25D)

25D. How much does ... USUALLY earn per week at this job BEFORE deductions? Include any overtime pay, commissions, or tips usually received.

Dollars	Cents
0	0
1	1
2	2
3	3
4	4
5	5
6	6
7	7
8	8
9	9

(End questions)

18A. LINE NUMBER	18B. RELATIONSHIP TO REFERENCE PERSON	18C. AGE	18D. MARITAL STATUS	18E. SEX AND VETERAN STATUS	18F. HIGHEST GRADE ATTENDED	18G. GRADE COMPLETED	18H. RACE	18I. ORIGIN
0 0	Reference Person WITH other relatives in household	1 1	Married - civilian spouse present	Male (Also Mark Vet. Status)	E H C	Yes	1. White	0 0
1 1	Reference Person WITH NO other relatives in household	2 2	Married - Armed Forces spouse present	Vet. Status	I I I	0	2. Black	1 1
2 2		3 3	Married - spouse absent (Exclude separated)	Vietnam Era	2 2 2		3. Amer. Indian, Alaska, Eskimo	2 2
3 3	Husband	4 4	Widowed	Korean War	3 3 3		4. Asian or Pacific Is.	3 3
4 4	Wife	5 5	Divorced	World War II	4 4 4		5. Other	4 4
5 5	Own child	6 6	Separated	World War I	5 5 5			5 5
6 6	Parent	7 7	Never married	Other Service	6 6 6			6 6
7 7	Brother/Sister	8 8		Nonveteran	7 7 7			7 7
8 8	Other rel. of Ref. Person	9 9		Female	8 8 8			8 8
9 9	Non-rel. of Ref. Person WITH OWN relatives in household				9 9 9			9 9
	Non-rel. of Ref. Person with NO OWN relatives in household							

<p>28. INTERVIEWER CHECK ITEM</p> <p>A <input type="radio"/> Entry (or NA) in item 20A AND P, F, S, L, or I in item 23E (Ask item 29)</p> <p>B <input type="radio"/> Entry (or NA) in item 20A AND SE or WP in item 23E (Skip to item 36)</p> <p>C <input type="radio"/> Entry (or NA) in item 21B (Skip to item 37)</p> <p>D <input type="radio"/> All other cases (Go to next person)</p>	<p>40. How many hours did ... work at higher second job LAST WEEK?</p> <p>0 0</p> <p>1 1</p> <p>2 2</p> <p>3 3</p> <p>4 4</p> <p>5 5</p> <p>6 6</p> <p>7 7</p> <p>8 8</p> <p>9 9</p> <p>(Ask 41)</p>	<p>43. INTERVIEWER CHECK ITEM (Transcribe from item 20A.)</p> <p>40 hours or less (Include NA's) <input type="radio"/> (Skip to 45)</p> <p>41 hours or more <input type="radio"/> (Ask 44)</p>
<p>29. You told me that last week ... worked for (entries in 23A to D). At what time of day did ... begin work on this job most days last week?</p> <p>1 7 AM <input type="radio"/></p> <p>2 8 AM <input type="radio"/></p> <p>3 9 AM <input type="radio"/></p> <p>4 10 AM <input type="radio"/></p> <p>5 11 AM <input type="radio"/></p> <p>6 12 Noon <input type="radio"/></p> <p>12 Midnight <input type="radio"/> (Ask 30)</p>	<p>36. You told me that last week ... worked for (entries in 23A to D). In addition to this work, did ... do any work for wages or salary LAST WEEK?</p> <p>Yes <input type="radio"/> (Skip to 38)</p> <p>No <input type="radio"/> (Ask 37)</p>	<p>44. Did ... get a higher rate of pay, like time and a half or double time for hours he/she worked over 40?</p> <p>Yes <input type="radio"/></p> <p>No <input type="radio"/></p>
<p>30. At what time of day did ... and work on this job most days last week?</p> <p>1 7 AM <input type="radio"/></p> <p>2 8 AM <input type="radio"/></p> <p>3 9 AM <input type="radio"/></p> <p>4 10 AM <input type="radio"/></p> <p>5 11 AM <input type="radio"/></p> <p>6 12 Noon <input type="radio"/></p> <p>12 Midnight <input type="radio"/> (Ask 31)</p>	<p>37. Did ... have another job LAST WEEK at which he/she did not work at all? (If "yes," indicate whether paid for time off.)</p> <p>Yes-Paid <input type="radio"/> (Ask 38)</p> <p>Yes-Not paid <input type="radio"/> (Ask 38)</p> <p>No <input type="radio"/> (Skip to 42)</p> <p>DESCRIBE 2ND JOB IF "YES" IN ANY OF 33-37</p> <p>NOTE: Men, whether second job is same as or different from job in item 23B-E. Describe if different.</p>	<p>46. How many days a week does ... USUALLY work at this job?</p> <p>1 day <input type="radio"/></p> <p>2 days <input type="radio"/></p> <p>3 days <input type="radio"/></p> <p>4 days <input type="radio"/></p> <p>5 days <input type="radio"/> (Fill 46)</p> <p>6 days <input type="radio"/></p> <p>7 days <input type="radio"/></p>
<p>31. Does ... USUALLY work the same shift or does the shift rotate (for example, from day to evening or night)?</p> <p>Same or fixed shift <input type="radio"/></p> <p>Rotating shift <input type="radio"/> (Ask 32)</p>	<p>38. What was ...'s second job LAST WEEK?</p> <p>Same as 23B-E <input type="radio"/> (Ask 39)</p> <p>Different from 23B-E <input type="radio"/> (Describe below and go to 39)</p>	<p>47. How many hours per week does ... USUALLY work at this job?</p> <p>0 0</p> <p>1 1</p> <p>2 2</p> <p>3 3</p> <p>4 4</p> <p>5 5</p> <p>6 6</p> <p>7 7</p> <p>8 8</p> <p>9 9</p>
<p>32. Is ... on flextime or some other schedule that allows workers to vary the time they begin and end work?</p> <p>Yes <input type="radio"/></p> <p>No <input type="radio"/></p> <p>Don't know <input type="radio"/> (Ask 33)</p>	<p>A. NAME OF EMPLOYER</p> <p>B. INDUSTRY</p> <p>C. OCCUPATION</p> <p>D. MAIN ACTIVITY</p> <p>E. CLASS OF WORKER</p> <p>PRIVATE <input type="radio"/> P</p> <p>FEDERAL GOVT. <input type="radio"/> F</p> <p>STATE GOVT. <input type="radio"/> S</p> <p>LOCAL GOVT. <input type="radio"/> L</p> <p>SELF EMP. IN OWN BUS., PROF. PRACTICE OR FARM <input type="radio"/></p> <p>INC. Yes <input type="radio"/> I No (see item) <input type="radio"/> SE</p> <p>WITHOUT PAY <input type="radio"/> WP</p>	<p>48. INTERVIEWER CHECK ITEM</p> <p>Entry or NA in item 25A?</p> <p>Yes <input type="radio"/> (Skip to 48)</p> <p>No <input type="radio"/> (Ask 47)</p>
<p>33. Did ... work for more than one employer LAST WEEK?</p> <p>Yes <input type="radio"/> (Skip to 34)</p> <p>No <input type="radio"/> (Ask 34)</p>	<p>42. INTERVIEWER CHECK ITEM</p> <p>Entry of P, F, S, L, or I in item 23E <input type="radio"/> (Skip to 45)</p> <p>All other cases <input type="radio"/> (Go to next person)</p>	<p>49. On this job, it ... a member of a labor union or of an employee association similar to a union?</p> <p>Yes <input type="radio"/> (Go to next person)</p> <p>No <input type="radio"/> (Ask 49)</p>
<p>34. In addition to working for wages or salary, did ... operate his/her own farm, business, or profession LAST WEEK?</p> <p>Yes <input type="radio"/> (Skip to 38)</p> <p>No <input type="radio"/> (Ask 35)</p>	<p>39. What is the main reason that ... worked at more than one job?</p> <p>To meet regular household expenses <input type="radio"/></p> <p>To pay off debts <input type="radio"/></p> <p>To save for the future <input type="radio"/></p> <p>To get experience in a different occupation or to build up a business <input type="radio"/></p> <p>To help out a friend or relative <input type="radio"/></p> <p>To get extra money to buy something special <input type="radio"/></p> <p>Enjoy the work on the second job <input type="radio"/></p> <p>Changed jobs during the week <input type="radio"/></p> <p>Other (Specify) <input type="radio"/></p>	<p>50. On this job, it ... covered by a union or employee association contract?</p> <p>Yes <input type="radio"/></p> <p>No <input type="radio"/> (Go to next person)</p> <p>Don't know <input type="radio"/></p>
<p>35. Did ... have any other job LAST WEEK at which he/she did not work at all? (If "yes," indicate whether paid for time off.)</p> <p>Yes-Paid <input type="radio"/> (Skip to 38)</p> <p>Yes-Not paid <input type="radio"/> (Skip to 38)</p> <p>No <input type="radio"/> (Skip to 43)</p>	<p>OFFICE USE ONLY</p> <p>INDUSTRY</p> <p>OCCUPATION</p> <p>Ref. <input type="radio"/> M <input type="radio"/> Ref. <input type="radio"/> Z</p>	

ATTACHMENT 9
Revised 6/3/81

CURRENT POPULATION SURVEY INTERVIEW RECORD LAYOUT

A/C/D PUBLIC USE FILE CHILDREN'S RECORD

(BEGINNING JANUARY 1979)

Page 1

Word	Char.	Characteristic	Universe	Description		
1	1	Record type	All	Interview	1	
	2	Month in Sample (Recoded from Month and Rotation)	All		1-8	
	3	Blank				
	4-6	Household ID Number	All			
2	1-6					
3	1-3					
	4	Region (From M.S.T.)	All	Northeast North Central South West	1 2 3 4	

Note: Edited Household items & recodes, Master Segment items & recodes are transferred from Principal Persons record to all children in Household.

-more-

Word	Char.	Characteristic	Universe	Description	
3	5	Division (From M.S.T.)	All	New England Middle Atlantic East North Central West North Central South Atlantic East South Central West South Central Mountain Pacific	1 } 2 } Region 1 3 } 4 } Region 2 5 } 6 } Region 3 7 } 8 } 9 } Region 4
	5-6	State (1st digit of State Code is Division Code) (From M.S.T.)	All	<u>New England Division</u> Maine New Hampshire Vermont Massachusetts Rhode Island Connecticut <u>Middle Atlantic Division</u> New York New Jersey Pennsylvania	11 12 13 14 15 16 21 22 23

-more-

Word	Char.	Characteristic	Universe	Description
3	5-6	State (1st digit of State Code is Division Code) (From H.S.T.) (Con't)	All	
				<u>East North Central Division</u>
				Ohio 31
				Indiana 32
				Illinois 33
				Michigan 34
				Wisconsin 35
				<u>West North Central Division</u>
				Minnesota 41
				Iowa 42
				Missouri 43
				North Dakota 44
				South Dakota 45
				Nebraska 46
				Kansas 47
				<u>South Atlantic Division</u>
				Delaware 51
				Maryland 52
				District of Columbia 53
				Virginia 54
				West Virginia 55
				North Carolina 56
				South Carolina 57
				Georgia 58
				Florida 59
				<u>East South Central Division</u>
				Kentucky 61
				Tennessee 62
				Alabama 63
				Mississippi 64

-more-

Word	Char.	Characteristic	Universe	Description
3	5-6	State (1st digit of State Code is Division Code) (From M.S.T.) (Con't).	All	<u>West South Central Division</u>
				Arkansas 71
				Louisiana 72
				Oklahoma 73
				Texas 74
				<u>Mountain Division</u>
				Montana 81
				Idaho 82
				Wyoming 83
				Colorado 84
				New Mexico 85
				Arizona 86
				Utah 87
				Nevada 88
				<u>Pacific Division</u>
				Washington 91
				Oregon 92
				California 93
				Alaska 94
				Hawaii 95

-more-

Word	Char.	Characteristic	Universe	Description																																																														
4	1-2	State Rankings (From M.S.T.)	All	<table border="0"> <thead> <tr> <th></th> <th style="text-align: right;"><u>1970 Ranking</u></th> </tr> </thead> <tbody> <tr><td>California</td><td style="text-align: right;">01</td></tr> <tr><td>New York</td><td style="text-align: right;">02</td></tr> <tr><td>Pennsylvania</td><td style="text-align: right;">03</td></tr> <tr><td>Texas</td><td style="text-align: right;">04</td></tr> <tr><td>Illinois</td><td style="text-align: right;">05</td></tr> <tr><td>Ohio</td><td style="text-align: right;">06</td></tr> <tr><td>Michigan</td><td style="text-align: right;">07</td></tr> <tr><td>New Jersey</td><td style="text-align: right;">08</td></tr> <tr><td>Florida</td><td style="text-align: right;">09</td></tr> <tr><td>Massachusetts</td><td style="text-align: right;">10</td></tr> <tr><td>Indiana</td><td style="text-align: right;">11</td></tr> <tr><td>North Carolina</td><td style="text-align: right;">12</td></tr> <tr><td>Missouri</td><td style="text-align: right;">13</td></tr> <tr><td>Virginia</td><td style="text-align: right;">14</td></tr> <tr><td>Georgia</td><td style="text-align: right;">15</td></tr> <tr><td>Wisconsin</td><td style="text-align: right;">16</td></tr> <tr><td>Tennessee</td><td style="text-align: right;">17</td></tr> <tr><td>Maryland</td><td style="text-align: right;">18</td></tr> <tr><td>Minnesota</td><td style="text-align: right;">19</td></tr> <tr><td>Louisiana</td><td style="text-align: right;">20</td></tr> <tr><td>Alabama</td><td style="text-align: right;">21</td></tr> <tr><td>Washington</td><td style="text-align: right;">22</td></tr> <tr><td>Kentucky</td><td style="text-align: right;">23</td></tr> <tr><td>Connecticut</td><td style="text-align: right;">24</td></tr> <tr><td>Iowa</td><td style="text-align: right;">25</td></tr> <tr><td>South Carolina</td><td style="text-align: right;">26</td></tr> <tr><td>Oklahoma</td><td style="text-align: right;">27</td></tr> <tr><td>Kansas</td><td style="text-align: right;">28</td></tr> <tr><td>Mississippi</td><td style="text-align: right;">29</td></tr> <tr><td>Colorado</td><td style="text-align: right;">30</td></tr> </tbody> </table>		<u>1970 Ranking</u>	California	01	New York	02	Pennsylvania	03	Texas	04	Illinois	05	Ohio	06	Michigan	07	New Jersey	08	Florida	09	Massachusetts	10	Indiana	11	North Carolina	12	Missouri	13	Virginia	14	Georgia	15	Wisconsin	16	Tennessee	17	Maryland	18	Minnesota	19	Louisiana	20	Alabama	21	Washington	22	Kentucky	23	Connecticut	24	Iowa	25	South Carolina	26	Oklahoma	27	Kansas	28	Mississippi	29	Colorado	30
	<u>1970 Ranking</u>																																																																	
California	01																																																																	
New York	02																																																																	
Pennsylvania	03																																																																	
Texas	04																																																																	
Illinois	05																																																																	
Ohio	06																																																																	
Michigan	07																																																																	
New Jersey	08																																																																	
Florida	09																																																																	
Massachusetts	10																																																																	
Indiana	11																																																																	
North Carolina	12																																																																	
Missouri	13																																																																	
Virginia	14																																																																	
Georgia	15																																																																	
Wisconsin	16																																																																	
Tennessee	17																																																																	
Maryland	18																																																																	
Minnesota	19																																																																	
Louisiana	20																																																																	
Alabama	21																																																																	
Washington	22																																																																	
Kentucky	23																																																																	
Connecticut	24																																																																	
Iowa	25																																																																	
South Carolina	26																																																																	
Oklahoma	27																																																																	
Kansas	28																																																																	
Mississippi	29																																																																	
Colorado	30																																																																	

Word	Char.	Characteristic	Universe	Description
4	1-2	State Rankings (Con't) (From M.S.T.)	All	Oregon 31 Arkansas 32 Arizona 33 West Virginia 34 Nebraska 35 Utah 36 New Mexico 37 Maine 38 Rhode Island 39 Hawaii 40 District of Columbia 41 New Hampshire 42 Idaho 43 Montana 44 South Dakota 45 North Dakota 46 Delaware 47 Nevada 48 Vermont 49 Wyoming 50 Alaska 51

-more-

Word	Char.	Characteristic	Universe	Description
4	3-4	SMSA Rankings (From M.S.T.)	SMSA's	<p style="text-align: right;"><u>1970 Ranking</u></p> Not an SMSA and all other SMSA's 00 New York, N.Y. 01 Los Angeles-Long Beach, Calif. 02 Chicago, Ill. 03 Philadelphia, Pa.- N.J. 04 Detroit, Mich. 05 San Francisco-Oakland, Calif. 06 Washington, D.C.-Md.-Va. 07 Boston, Mass. 08 Nassau-Suffolk, N.Y. 09 Pittsburgh, Pa. 10 St. Louis, Mo.-Ill. 11 Baltimore, Md. 12 Cleveland, Ohio 13 Houston, Texas 14 Newark, N.J. 15 Minneapolis-St. Paul, Minn. 16 Dallas, Texas 17 Seattle-Everett, Wash. 18 Anaheim-Santa Ana- Garden Grove, Calif. 19 Milwaukee, Wis. 20 Atlanta, Ga. 21 Cincinnati, Ohio - KY. 22 Paterson-Clifton-Passaic, N.J. 23 San Diego, Calif. 24 Buffalo, N.Y. 25 Miami, Fla. 26 Kansas City, Mo.-Kan. 27 Denver, Colo. 28 San Bernardino-Riverside- Ontario, Calif. 29

-more-

Word	Char.	Characteristic	Universe	Description	
4	3-4	SMSA Rankings (Con't) (From M.S.T.)	SMSA's	Indianapolis, Ind.	30
				San Jose, Calif.	31
				New Orleans, La.	32
				Tampa-St. Petersburg, Fla.	33
				Portland, Ore.	34
				Columbus, Ohio	36
				Rochester, N.Y.	38
				Sacramento, Calif.	42
				Fort Worth, Texas	44
				Birmingham, Ala.	45
				Albany-Schenectady-Troy, N.Y.	46
				Norfolk-Portsmouth, Va.	48
				Akron, Ohio	49
				Gary-Hammond-East Chicago, Ind.	53
				Greensboro-Winston-Salem- High Point, N.C.	57
5		<u>Item 1</u> -- INTERVIEWER CHECK ITEM	All	Blank or Impossible	-
				Only CPS-1 for household	1
				First CPS-1 of cont. household	2
				Second CPS-1 of cont. household	3
				Third, fourth, etc. CPS-1	4
6		Blank			

Word	Char.	Characteristic	Universe	Description	
5	1-3	Blank			
	4-6	<u>Item 10</u> - INTERVIEWER CODE	All	Blank or Impossible in any digit	-11A, or 100 -199 (Excluding I--)
6	1	<u>Item 12</u> - LINE NO. H'HLD RESP.	All	Blank or Impossible	- 1-6
				Non H'hld Resp.	7
	2	<u>Item 13</u> - TYPE INTERVIEW	All	Blank	-
				Noninterview	1
				Personal	2
				Tel. - Regular	3
				Tel. - Callback	4
				ICR Filled	5
	3-4	<u>Item 11</u> - DATE COMPLETED	All	Day of Month	-- or 10-29
	5-6	PADDING			
7	1-5	PADDING			
	6	BLANK			

-more-

Word	Char.	Characteristic	Universe	Description	
8	1	Land Usage (Recode) (Edited using Urban/Rural Code from M.S.T. and CPS-1 Document <u>Items 5a. and 5b.</u> -new in Feb. 76) <u>Recode reflects "old" Farm Definition.</u>	All	Nonfarm	.1
				Farm \geq 10 acres	2
				Farm $<$ 10 acres	3
	2-3	<u>Item 4 - TYPE OF LIVING QUARTERS (Recode)</u>	All	<u>Housing Unit</u>	
				House, apt., flat	01
				HU in nontransient hotel, etc.	02
				HU, permanent, in trans. hotel, motel, etc.	03
				HU in rooming house	04
				Mobile home or Trailer	05
				HU not specified above	06
				<u>Other Unit</u>	
				Qtrs. not HU in rooming or boarding house	07
				Unit not permanent in trans. hotel, motel, etc.	08
				Tent or trailer site	09
				Other not HU	10
	4	'New' Farm Definition (Recode) Effective February 1976. (Edited using Urban/Rural Code from M.S.T. and CPS-1 Document <u>Items 5a. and 5b.</u>)	All	Nonfarm	1
				Farm \geq 10 acres	2
				Farm $<$ 10 acres	3

Word	Char.	Characteristic	Universe	Description
8	5	Blank		
	6	<u>Item 9</u> - HOUSEHOLD NUMBER	All	1-8
9 Through 16	1 3	PADDING		

Word	Char.	Characteristic	Universe	Description
16	4-5	<u>Item 18A</u> - LINE NUMBER	All	00-39
	6	<u>Item 18B</u> - RELATIONSHIP TO HEAD OF HOUSEHOLD (<u>Final Edited Recoded</u> - using Relationship to Reference Person)	Child (0-13 Years)	Other relative of head (includes own child/brother sister/other relative) 4 Non-relative-own relatives in household 5 Non-relative-no own relatives in household 6
17	1-2	<u>Item 18C</u> - AGE	Child (0-13 Years)	00-13
	3	PADDING		
	4	<u>Item 18H</u> - RACE (Recode)	All	White 1 Black 2 Other 3
	5	<u>Item 18E</u> - SEX	All	Male 1 Female 2
	6	PADDING		
18	1-3	PADDING		
	4	Program Signal	All	1 Child in Household 1 2 or more children in household 2
	5	BLANK		
	6	PADDING		

ord	Character	Characteristics	Universe	Description
9	1-2	PADDING		
	3	FLAG	Children 0-13 years —	(NOTE: '0' or '1' in this position on <u>Adult</u> records as household indicator on non-interview records or principal person indicator on interview records.) 2 (Plugged)
	4-6	Document Count (Within Work Unit)	All	001-999
20	1-3	Work Unit Number (From Breaker Sheet)	All	If Breaker was missing 001 or ΔΔ1-99 9XX Assigned
	4-5	Month	All	01-12
	6	Year - Last Digit	All	0-9
21 & 22	All	Final Weight	All	Two Understood Decimal Places. (Right justified, space fill: -01)

Word	Char.	Characteristic	Universe	Description
24	1-6	PADDING		
25	1-2	Blank		
	3	PADDING		
	4-6	Blank		
26	1	SMSA Status Code	All	SMSA 1 Non SMSA 2 Not Identifiable 3
	2	Central City Status Code	All	Central City 1 Balance of SMSA 2 Non SMSA 3 Not Identifiable 4
	3	Blank		
	4	SMSA Size (From M.S.T. - reflecting 1970 Census Population)	All	3 million+ 1 1 million-2,999,999 2 Not Identifiable Blank

Word	Char.	Characteristic	Universe	Description
26	5	<u>Item 33</u> - ETHNICITY (Padding before January 1980)	All	Mexican American 1 Chicano 2 Mexican (Mexicano) 3 Puerto Rican 4 Cuban 5 Central or South American 6 Other Spanish 7 All other 8 Do Not Know 9 NA A
	6	PADDING		
27	1-2	PADDING		
27	3	BLANK		
	4 } 5 }	PADDING		
	6	BLANK		
28	1 } Through }	PADDING		
60	6 }			